



UNIVERSITY OF EDUCATION, WINNEBA

22ND CONGREGATION
1ST SESSION

BASIC STATISTICS

NOVEMBER
2017



UNIVERSITY OF EDUCATION, WINNEBA

22ND CONGREGATION

1ST SESSION

BASIC STATISTICS

NOVEMBER
2017

UNIVERSITY OF EDUCATION, WINNEBA

22ND CONGREGATION
(FIRST SESSION) NOVEMBER 2017

BASIC STATISTICS

SUMMARY OF BASIC STATISTICS, 2016/2017

| Summary of Awards | | |
|--|---------------|-------------|
| First Session, November 2017 | | |
| Award | No. | % |
| Certificate | 54 | 1% |
| Diploma | 685 | 8% |
| First Degree | 6,846 | 84% |
| Postgraduate | 609 | 7% |
| Total | 8,194 | 100% |
| First Degree Awards | | |
| First Session, November 2017 | | |
| Award | No. | % |
| 1st Class | 226 | 3% |
| 2nd Class Upper | 1,814 | 26% |
| 2nd Class Lower | 2,836 | 42% |
| 3rd Class | 1,591 | 23% |
| Pass | 379 | 6% |
| Total | 6,846 | 100% |
| Diploma and Certificate Awards | | |
| First Session, November 2017 | | |
| Award | No. | % |
| Distinction | 22 | 3% |
| Credit | 423 | 57% |
| Pass | 294 | 40% |
| Total | 739 | 100% |
| Total Students' Population, 2016/2017 | | |
| Mode of study | No. | % |
| Full-time | 34,676 | 58% |
| Distance | 18,757 | 31% |
| Sandwich/Part-time | 6,483 | 11% |
| Total | 59,916 | 100% |
| Staffing Position as at August 31, 2017 | | |
| Staff Category | No. | % |
| Full-time Teaching | 454 | 23% |
| Non-Teaching | 1523 | 77% |
| Total | 1977 | 100% |

LIST OF TABLES

| | |
|---|----|
| TABLE 1: APPLICATION FOR ADMISSION BY SEX AND FACULTY/ DEPARTMENT, 2016/2017 | 1 |
| TABLE 2: APPLICANTS QUALIFIED FOR ADMISSION BY GENDER AND FACULTY, 2016/2017 | 5 |
| TABLE 3: ADMISSION OFFERED BY SEX AND FACULTY, 2016/2017 | 10 |
| TABLE 4: NEW ENTRANTS BY SEX AND FACULTY, 2016/2017 | 15 |
| TABLE 5: SUMMARY OF FULL-TIME STUDENTS' ENROLMENT (BOTH UNDERGRADUATES AND POSTGRADUATES), 2016/2017 | 20 |
| TABLE 6: FULL-TIME UNDERGRADUATE STUDENTS' ENROLMENT - 2016/2017 | 22 |
| A. FACULTY OF SOCIAL SCIENCES EDUCATION (UNDERGRADUATES) | 22 |
| B. FACULTY OF EDUCATIONAL STUDIES (UNDERGRADUATES) | 22 |
| C. FACULTY OF AGRICULTURE EDUCATION (UNDERGRADUATES) | 23 |
| D. FACULTY OF SCIENCE AND ENVIRONMENT EDUCATION (UNDERGRADUATES) | 23 |
| E. FACULTY OF FOREIGN LANGUAGES EDUCATION AND COMMUNICATION | 24 |
| F. FACULTY OF GHANAIAI LANGUAGES EDUCATION | 24 |
| G. FACULTY OF BUSINESS EDUCATION (UNDERGRADUATES) | 25 |
| H. SCHOOL OF CREATIVE ARTS (UNDERGRADUATES) | 25 |
| I. FACULTY OF TECHNICAL EDUCATION (UNDERGRADUATES) | 26 |
| J. FACULTY OF VOCATIONAL EDUCATION (UNDERGRADUATES) | 27 |
| K. FACULTY OF SCIENCE EDUCATION (UNDERGRADUATES) | 27 |
| L. FACULTY OF EDUCATION AND COMMUNICATION SCIENCES (UNDERGRADUATES) | 28 |
| TABLE 7: FULL-TIME POSTGRADUATE STUDENTS' ENROLMENT - 2016/2017 | 28 |
| A. FACULTY OF SOCIAL SCIENCE EDUCATION (POSTGRADUATES) | 28 |
| B. FACULTY OF EDUCATIONAL STUDIES (POSTGRADUATES) | 29 |
| C. FACULTY OF GHANAIAI LANGUAGES EDUCATION | 29 |
| D. FACULTY OF FOREIGN LANGUAGES EDUCATION AND COMMUNICATION (POSTGRADUATES) | 29 |
| E. SCHOOL OF CREATIVE ARTS (POSTGRADUATES) | 30 |
| F. FACULTY OF TECHNICAL EDUCATION (POSTGRADUATES) | 30 |
| G. FACULTY OF BUSINESS EDUCATION (POSTGRADUATES) | 30 |
| H. FACULTY OF SCIENCE EDUCATION (POSTGRADUATES) | 31 |
| I. FACULTY OF EDUCATION AND COMMUNICATION SCIENCES (POSTGRADUATES) | 31 |
| J. FACULTY OF AGRICULTURE EDUCATION (POSTGRADUATEST) | 31 |
| TABLE 8: DISTANCE STUDENTS' ENROLMENT, 2016/20167 | 32 |
| A. Diploma in Basic Education | 32 |
| B. Diploma in Early Childhood Education | 33 |
| C. Diploma in Accounting Studies | 33 |
| D. Diploma in Management Studies | 34 |
| E. 1-Year Diploma in Education | 34 |
| F. 4-Year B.Ed. in Basic Education | 35 |
| G. 4-Year B.Ed. in Early Childhood Education | 35 |
| H. 4-Year BBA in Accounting Studies | 35 |
| I. 4-Year BBA in Human Resource Management | 36 |
| J. 4-Year B.A. in English Language Education | 36 |
| K. 4-Year B.A. in Social Studies Education | 36 |
| L. 4-Year B.Sc. in Mathematics Education | 37 |
| M. 3-Year Post Diploma B.Ed. in Basic Education | 37 |
| N. Post-Diploma B.Ed. in Basic Education | 37 |
| O. Post-Dip. in Early Childhood Education | 38 |
| P. Post-Dip. BBA in Accounting Studies | 39 |
| Q. Post-Dip. BBA in Human Resource Management | 39 |
| R. POSTGRADUATE PROGRAMMES | 40 |
| S. Total Distance Education Students by Study Centres (all programme) | 40 |

| | |
|--|----|
| TABLE 9: STUDENTS' ENROLMENT FOR SANDWICH PROGRAMMES BY SEX AND FACULTY, (2016 SANDWICH SESSION) | 43 |
| TABLE 10: SUMMARY OF STUDENTS' ENROLMENT, 2016/2017 | 47 |
| TABLE 11: TREND IN FULL-TIME STUDENTS' ENROLMENT BY SEX 1992/1993 - 2016/2017 | 49 |
| TABLE 12: TREND IN OVERALL STUDENTS' ENROLMENT BY MODE OF STUDY, 2004/2005 - 2016/2017 | 50 |
| TABLE 13: STUDENTS' RESIDENTIAL STATUS BY CAMPUS AND HALL, 2016/2017 | 51 |
| TABLE 14: FIRST DEGREE AWARDS BY CLASS AND SEX, 2016/2017 | 53 |
| TABLE 15: DIPLOMAS AND CERTIFICATES AWARDED BY CLASS AND SEX, 2016/2017 | 57 |
| TABLE 16: POSTGRADUATE DEGREE AWARDS BY PROGRAMME AND SEX, 2016/2017 | 58 |
| TABLE 17: TREND IN GRADUATE OUTPUT 1992/93 - 2016/2017 | 60 |
| TABLE 18: FULL-TIME ACADEMIC STAFF BY SEX, DEPARTMENT AND FACULTY, 2016/2017 | 62 |
| TABLE 19: NON-TEACHING STAFF BY SEX, TEACHING DEPARTMENTS AND FACULTY, 2016/2017 | 68 |
| TABLE 20: NON-TEACHING STAFF BY GENDER, CENTRAL ADMINISTRATION AND SUPPORT UNITS, 2016/2017 | 71 |
| A. Winneba Campus | 71 |
| B. Kumasi Campus | 72 |
| C. Ashanti-Mampong Campus | 72 |
| D. Ajumako Campus | 73 |
| TABLE 21: FINANCIAL STATUS OF INSTITUTION | 73 |
| TABLE 22: STATUS REPORT ON ON-GOING PROJECT AS AT JULY 31, 2017 | 74 |
| A. Winneba Campus | 74 |
| B. Ashanti Mampong Campus | 75 |
| C. Kumasi Campus | 75 |
| D. Ajumako Campus | 76 |
| E. IEDE Projects | 76 |
| TABLE 23: FACILITIES AT THE LIBRARY (AS AT JULY 31, 2016) | 77 |
| A. Winneba Campus | 77 |
| B. Kumasi Campus | 77 |
| C. Mampong-Ashanti Campus | 77 |
| D. Ajumako Campus | 78 |
| E. IEDE Study Centre - Winneba | 78 |

LIST OF FIGURES

| | |
|--|----|
| FIGURE 1: NEW ENTRANTS BY FACULTY, 2016/2017 | 20 |
| FIGURE 2: SUMMARY OF FULL-TIME STUDENTS' ENROLMENT, 2016/2017 | 21 |
| FIGURE 3: DISTANCE STUDENTS' ENROLMENT BY STUDY CENTRES, 2016/2017 | 41 |
| FIGURE 4: DISTANCE STUDENTS' ENROLMENT BY SEX, 2016/2017 | 42 |
| FIGURE 5: SUMMARY OF STUDENTS' ENROLMENT BY PROGRAMME AND MODE OF STUDY, 2016/2017 | 47 |
| FIGURE 6: SUMMARY OF OVERALL STUDENTS' ENROLMENT BY SEX, 2016/2017 | 48 |
| FIGURE 7: SUMMARY OF OVERALL STUDENTS' ENROLMENT BY MODE OF STUDY, 2016/2017 | 48 |
| FIGURE 8: TREND IN FULL-TIME STUDENTS' ENROLMENT BY SEX 1992/1993 - 2016/2017 | 49 |
| FIGURE 9: TREND IN STUDENTS' ENROLMENT BY MODE OF STUDY, 2004/2005 - 2016/2017 | 50 |
| FIGURE 10: STUDENTS' RESIDENTIAL ACCOMMODATION, 2016/2017 | 52 |
| FIGURE 11: FIRST DEGREE AWARDS BY CLASS, 2016/2017 | 56 |
| FIGURE 12: TREND IN GRADUATE OUTPUT, 1992/93 - 2016/2017 | 61 |
| FIGURE 13: ACADEMIC STAFF PYRAMID, 2016/2017 | 62 |

TABLE 1: APPLICATION FOR ADMISSION BY SEX AND FACULTY/ DEPARTMENT, 2016/2017

| FACULTY / DEPT | GENDER | NON-DEGREE | | FIRST DEGREE | POSTGRADUATE PROGRAMMES | | | | | | GRAND TOTAL | |
|--|--------|-------------|---------------|--------------|-------------------------|-------------|----|------|-------|-------|-------------|------|
| | | CERT. PROGS | DIPLOMA PROGS | | PG CERT. | PG. DIPLOMA | MA | M Ed | M.B.A | MPHIL | | PHD |
| Social Sciences Education | | | | | | | | | | | | |
| Social Studies Education | M | | | 292 | | | | | | 17 | 9 | 318 |
| | F | | | 148 | | | | | | 7 | 2 | 157 |
| | T | | | 440 | | | | | 24 | 11 | 475 | |
| History Education | M | | | 121 | | | | | | | | 121 |
| | F | | | 59 | | | | | | | | 59 |
| | T | | | 180 | | | | | | | | 180 |
| Geography Education | M | | | 747 | | | | | | | | 747 |
| | F | | | 199 | | | | | | | | 199 |
| | T | | | 946 | | | | | | | | 946 |
| Political Education | M | | | 655 | | | | | | | | 655 |
| | F | | | 243 | | | | | | | | 243 |
| | T | | | 898 | | | | | | | | 898 |
| Economics Education | M | | | 166 | | | | | | | | 166 |
| | F | | | 45 | | | | | | | | 45 |
| | T | | | 211 | | | | | | | | 211 |
| Conflict, Human Right and Peace Studies | M | | | | | | | | 16 | | | 16 |
| | F | | | | | | | | 6 | | | 6 |
| | T | | | | | | | | 22 | | | 22 |
| Business Education | M | | | 452 | | | | | | | | 452 |
| | F | | | 183 | | | | | | | | 183 |
| | T | | | 635 | | | | | | | | 635 |
| Sub-Total | M | | | 2433 | | | | | 33 | 9 | | 2475 |
| | F | | | 877 | | | | | 13 | 2 | | 892 |
| | T | | | 3310 | | | | | 46 | 11 | | 3367 |
| Education And Communication Science | | | | | | | | | | | | |
| Educational Leadership | M | | | | | | | | 30 | 10 | | 40 |
| | F | | | | | | | | 20 | 2 | | 22 |
| | T | | | | | | | | 50 | 12 | | 62 |
| Languages Education | M | | | 129 | | | | | | | | 129 |
| | F | | | 128 | | | | | | | | 128 |
| | T | | | 257 | | | | | | | | 257 |
| Sub-Total | M | | | 129 | | | | | 30 | 10 | | 169 |
| | F | | | 128 | | | | | 20 | 2 | | 150 |
| | T | | | 257 | | | | | 50 | 12 | | 319 |
| Science Education | | | | | | | | | | | | |
| Home Economics | M | | | 39 | | | | | | 1 | | 40 |
| | F | | | 396 | | | | | | 20 | | 416 |
| | T | | | 435 | | | | | | 21 | | 456 |
| Health Administration And Education | M | | | 147 | | | | | | | | 147 |
| | F | | | 10 | | | | | | | | 10 |
| | T | | | 157 | | | | | | | | 157 |
| Mathematics Education | M | | | 651 | | | | | 33 | 10 | | 694 |
| | F | | | 70 | | | | | 4 | 2 | | 76 |
| | T | | | 721 | | | | | 37 | 12 | | 770 |

Table 1 (Con't)

| FACULTY / DEPT | GENDER | NON-DEGREE | | FIRST DEGREE | POSTGRADUATE PROGRAMMES | | | | | | GRAND TOTAL | |
|---|--------|-------------|---------------|--------------|-------------------------|-------------|----|------|-------|-------|-------------|------|
| | | CERT. PROGS | DIPLOMA PROGS | | PG CERT. | PG. DIPLOMA | MA | M Ed | M.B.A | MPHIL | | PHD |
| ICT | M | | | 293 | | | | | | | | 293 |
| | F | | | 40 | | | | | | | | 40 |
| | T | | | 333 | | | | | | | | 333 |
| Chemistry | M | | | 163 | | | | | | | | 163 |
| | F | | | 28 | | | | | | | | 28 |
| | T | | | 191 | | | | | | | | 191 |
| Physics | M | | | 163 | | | | | | | | 163 |
| | F | | | 24 | | | | | | | | 24 |
| | T | | | 187 | | | | | | | | 187 |
| Biology | M | | | 131 | | | | | | | | 131 |
| | F | | | 14 | | | | | | | | 14 |
| | T | | | 145 | | | | | | | | 145 |
| Integrated Science | M | | | 72 | | | | | | | | 72 |
| | F | | | 33 | | | | | | | | 33 |
| | T | | | 105 | | | | | | | | 105 |
| Science Education | M | | | | | | | | 5 | 1 | | 6 |
| | F | | | | | | | | 5 | 0 | | 5 |
| | T | | | | | | | | 10 | 1 | | 11 |
| HPERS | M | | | 129 | | | | | | 2 | | 131 |
| | F | | | 30 | | | | | | 0 | | 30 |
| | T | | | 159 | | | | | | 2 | | 161 |
| Sub-Total | M | | | 1788 | | | | | | 41 | 11 | 1840 |
| | F | | | 645 | | | | | | 29 | 2 | 676 |
| | T | | | 2433 | | | | | | 70 | 13 | 2516 |
| Science and Environment Education | | | | | | | | | | | | |
| Environmental Health and Sanitation Education | M | | | 229 | | | | | | | | 229 |
| | F | | | 166 | | | | | | | | 166 |
| | T | | | 395 | | | | | | | | 395 |
| Biological Science Education | M | | | 387 | | | | | | | | 387 |
| | F | | | 94 | | | | | | | | 94 |
| | T | | | 481 | | | | | | | | 481 |
| Sub-Total | M | | | 616 | | | | | | | | 616 |
| | F | | | 260 | | | | | | | | 260 |
| | T | | | 876 | | | | | | | | 876 |
| School of Creative Arts | | | | | | | | | | | | |
| Art Education | M | | | 497 | | | | | | | | 497 |
| | F | | | 158 | | | | | | | | 158 |
| | T | | | 655 | | | | | | | | 655 |
| Graphic Design | M | | | 270 | | | | | | | | 270 |
| | F | | | 48 | | | | | | | | 48 |
| | T | | | 318 | | | | | | | | 318 |
| Theatre Arts | M | | 19 | 74 | | | | | | | | 93 |
| | F | | 64 | 35 | | | | | | | | 99 |
| | T | | 83 | 109 | | | | | | | | 192 |
| Music Education | M | | 27 | 150 | | | | | | 27 | 14 | 218 |
| | F | | 6 | 32 | | | | | | 9 | 4 | 51 |
| | T | | 33 | 182 | | | | | | 36 | 18 | 269 |
| Sub-Total | M | | 46 | 991 | | | | | | 27 | 14 | 1078 |
| | F | | 70 | 273 | | | | | | 9 | 4 | 356 |
| | T | | 116 | 1264 | | | | | | 36 | 18 | 1434 |

Table 1 (Con't)

| FACULTY / DEPT | GENDER | NON-DEGREE | | FIRST DEGREE | POSTGRADUATE PROGRAMMES | | | | | | GRAND TOTAL | |
|-------------------------------------|--------|-------------|---------------|--------------|-------------------------|-------------|----|------|-------|-------|-------------|------|
| | | CERT. PROGS | DIPLOMA PROGS | | PG CERT. | PG. DIPLOMA | MA | M Ed | M.B.A | MPHIL | | PHD |
| Educational Studies | | | | | | | | | | | | |
| Early Childhood Education | M | | | 93 | | | | | | 18 | | 111 |
| | F | | | 200 | | | | | | 25 | | 225 |
| | T | | | 293 | | | | | | 43 | | 336 |
| Educational Admin. and Management | M | | | | | | | | | 36 | | 36 |
| | F | | | | | | | | | 30 | | 30 |
| | T | | | | | | | | | 66 | | 66 |
| Psychology and Education | M | | | 26 | | | | | | 39 | 3 | 68 |
| | F | | | 15 | | | | | | 29 | 6 | 50 |
| | T | | | 41 | | | | | | 68 | 9 | 118 |
| Special Education | M | | 40 | 199 | | | | | | 8 | 4 | 251 |
| | F | | 29 | 115 | | | | | | 13 | 3 | 160 |
| | T | | 69 | 314 | | | | | | 21 | 7 | 411 |
| Basic Education | M | | | 573 | | | | | | 21 | | 594 |
| | F | | | 469 | | | | | | 9 | | 478 |
| | T | | | 1042 | | | | | | 30 | | 1072 |
| Sub-Total | M | | 40 | 891 | | | | | | 122 | 7 | 1060 |
| | F | | 29 | 799 | | | | | | 106 | 9 | 943 |
| | T | | 69 | 1690 | | | | | | 228 | 16 | 2003 |
| Ghanaian Languages Education | | | | | | | | | | | | |
| Ghanaian Languages | M | | | | | | | | | 22 | | 22 |
| | F | | | | | | | | | 7 | | 7 |
| | T | | | | | | | | | 29 | | 29 |
| Akan-Nzema | M | | | 199 | | | | | | | | 199 |
| | F | | | 174 | | | | | | | | 174 |
| | T | | | 373 | | | | | | | | 373 |
| Ga-Dangme | M | | | 79 | | | | | | | | 79 |
| | F | | | 41 | | | | | | | | 41 |
| | T | | | 120 | | | | | | | | 120 |
| Ewe | M | | | 31 | | | | | | | | 31 |
| | F | | | 37 | | | | | | | | 37 |
| | T | | | 68 | | | | | | | | 68 |
| Gur-Gonja | M | | | 348 | | | | | | | | 348 |
| | F | | | 107 | | | | | | | | 107 |
| | T | | | 455 | | | | | | | | 455 |
| Sub-Total | M | | | 657 | | | | | | 22 | | 679 |
| | F | | | 359 | | | | | | 7 | | 366 |
| | T | | | 1016 | | | | | | 29 | | 1045 |

Table 1 (Con't)

| FACULTY / DEPT | GENDER | NON-DEGREE | | FIRST DEGREE | POSTGRADUATE PROGRAMMES | | | | | | GRAND TOTAL | |
|--|--------|-------------|---------------|--------------|-------------------------|-------------|----|------|-------|-------|-------------|------|
| | | CERT. PROGS | DIPLOMA PROGS | | PG CERT. | PG. DIPLOMA | MA | M Ed | M.B.A | MPHIL | | PHD |
| Foreign Languages Education and Communication | | | | | | | | | | | | |
| Applied Linguistics | M | | | | | | | | | 8 | | 8 |
| | F | | | | | | | | | 3 | | 3 |
| | T | | | | | | | | | 11 | | 11 |
| Communication and Media Studies | M | | | | | | 23 | | | | | 23 |
| | F | | | | | | 18 | | | | | 18 |
| | T | | | | | | 41 | | | | | 41 |
| English Education | M | | | 198 | | | | | | 15 | | 213 |
| | F | | | 304 | | | | | | 14 | | 318 |
| | T | | | 502 | | | | | | 29 | | 531 |
| French Education | M | | | 137 | | | | | | 4 | 1 | 142 |
| | F | | | 186 | | | | | | 0 | 0 | 186 |
| | T | | | 323 | | | | | | 4 | 1 | 328 |
| Sub-Total | M | | | 335 | | | 23 | | | 27 | | 386 |
| | F | | | 490 | | | 18 | | | 17 | | 525 |
| | T | | | 825 | | | 41 | | | 44 | | 911 |
| Agriculture Education | | | | | | | | | | | | |
| Agriculture | M | | | 531 | | | | | | 7 | 1 | 539 |
| | F | | | 91 | | | | | | 3 | 1 | 95 |
| | T | | | 622 | | | | | | 10 | 2 | 634 |
| Sub-Total | M | | | 531 | | | | | | 7 | 1 | 539 |
| | F | | | 91 | | | | | | 3 | 1 | 95 |
| | T | | | 622 | | | | | | 10 | 2 | 634 |
| Vocational Education | | | | | | | | | | | | |
| Hospitality and Tourism | M | | | 20 | | | | | | | | 20 |
| | F | | | 375 | | | | | | | | 375 |
| | T | | | 395 | | | | | | | | 395 |
| Fashion Design and Textiles Technology | M | | | 21 | | | | | | | | 21 |
| | F | | | 98 | | | | | | | | 98 |
| | T | | | 119 | | | | | | | | 119 |
| Sub-Total | M | | | 41 | | | | | | | | 41 |
| | F | | | 473 | | | | | | | | 473 |
| | T | | | 514 | | | | | | | | 514 |
| Technical Education | | | | | | | | | | | | |
| Information Technology Education | M | | | 747 | | | | | | | | 747 |
| | F | | | 123 | | | | | | | | 123 |
| | T | | | 870 | | | | | | | | 870 |
| Mechanical Technology Education | M | | | 36 | | | | | | | | 36 |
| | F | | | 0 | | | | | | | | 0 |
| | T | | | 36 | | | | | | | | 36 |
| Electrical/ Automotive Technology | M | | | 146 | | | | | | | | 146 |
| | F | | | 4 | | | | | | | | 4 |
| | T | | | 150 | | | | | | | | 150 |
| Construction and Wood Technology Education | M | | | 159 | | | | | | 43 | | 202 |
| | F | | | 6 | | | | | | 1 | | 7 |
| | T | | | 165 | | | | | | 44 | | 209 |
| Sub-Total | M | | | 1088 | | | | | | 43 | | 1131 |
| | F | | | 133 | | | | | | 1 | | 134 |
| | T | | | 1221 | | | | | | 44 | | 1265 |

Table 1 (Con't)

| FACULTY / DEPT | GENDER | NON-DEGREE | | FIRST DEGREE | POSTGRADUATE PROGRAMMES | | | | | | GRAND TOTAL | |
|---------------------------|----------|-------------|---------------|--------------|-------------------------|-------------|----|------|------------|------------|-------------|--------------|
| | | CERT. PROGS | DIPLOMA PROGS | | PG CERT. | PG. DIPLOMA | MA | M Ed | M.B.A | MPHIL | | PHD |
| Business Education | | | | | | | | | | | | |
| Management Studies | M | | | 746 | | | | | 64 | | | 810 |
| | F | | | 865 | | | | | 28 | | | 893 |
| | T | | | 1611 | | | | | 92 | | | 1703 |
| Accounting Studies | M | | | 900 | | | | | 73 | | | 973 |
| | F | | | 297 | | | | | 20 | | | 317 |
| | T | | | 1197 | | | | | 93 | | | 1290 |
| Sub-Total | M | | | 1646 | | | | | 137 | | | 1783 |
| | F | | | 1162 | | | | | 48 | | | 1210 |
| | T | | | 2808 | | | | | 185 | | | 2993 |
| GRAND TOTAL | M | | 86 | 11146 | | | | | 137 | 352 | 52 | 11797 |
| | F | | 99 | 5690 | | | | | 48 | 205 | 20 | 6080 |
| | T | | 185 | 16836 | | | | | 41 | 185 | 557 | 17877 |

TABLE 2: APPLICANTS QUALIFIED FOR ADMISSION BY GENDER AND FACULTY, 2016/2017

| FACULTY / DEPT | GENDER | NON-DEGREE | | FIRST DEGREE | POSTGRADUATE PROGRAMMES | | | | | | GRAND TOTAL | |
|---|--------|-------------|---------------|--------------|-------------------------|-------------|----|------|-------|-------|-------------|------|
| | | CERT. PROGS | DIPLOMA PROGS | | PG CERT. | PG. DIPLOMA | MA | M Ed | M.B.A | MPHIL | | PHD |
| Social Sciences Education | | | | | | | | | | | | |
| Social Studies Education | M | | | 292 | | | | | | 6 | 7 | 305 |
| | F | | | 148 | | | | | | 5 | 2 | 155 |
| | T | | | 440 | | | | | | 11 | 9 | 460 |
| History Education | M | | | 106 | | | | | | | | 106 |
| | F | | | 44 | | | | | | | | 44 |
| | T | | | 150 | | | | | | | | 150 |
| Geography Education | M | | | 360 | | | | | | | | 360 |
| | F | | | 107 | | | | | | | | 107 |
| | T | | | 467 | | | | | | | | 467 |
| Political Education | M | | | 433 | | | | | | | | 433 |
| | F | | | 151 | | | | | | | | 151 |
| | T | | | 584 | | | | | | | | 584 |
| Economics Education | M | | | 166 | | | | | | | | 166 |
| | F | | | 45 | | | | | | | | 45 |
| | T | | | 211 | | | | | | | | 211 |
| Conflict, Human Right and Peace Studies | M | | | | | | | | | 10 | | 10 |
| | F | | | | | | | | | 3 | | 3 |
| | T | | | | | | | | | 13 | | 13 |
| Business Education | M | | | 452 | | | | | | | | 452 |
| | F | | | 183 | | | | | | | | 183 |
| | T | | | 635 | | | | | | | | 635 |
| Sub-Total | M | | | 1809 | | | | | | 16 | 7 | 1832 |
| | F | | | 678 | | | | | | 8 | 2 | 688 |
| | T | | | 2487 | | | | | | 24 | 9 | 2520 |

Table 2 (Con't)

| FACULTY / DEPT | GENDER | NON-DEGREE | | FIRST DEGREE | POSTGRADUATE PROGRAMMES | | | | | | GRAND TOTAL | |
|--|--------|-------------|---------------|--------------|-------------------------|---------------|----|------|-------|-------|-------------|-----|
| | | CERT. PROGS | DIPLOMA PROGS | | PG CERT. | PG. DI- PLOMA | MA | M Ed | M.B.A | MPHIL | | PHD |
| Education And Communication Science | | | | | | | | | | | | |
| Educational Leadership | M | | | | | | | | 15 | 6 | 21 | |
| | F | | | | | | | | 18 | 1 | 19 | |
| | T | | | | | | | | 33 | 7 | 40 | |
| Languages Education | M | | | 129 | | | | | | | 129 | |
| | F | | | 128 | | | | | | | 128 | |
| | T | | | 257 | | | | | | | 257 | |
| Sub-Total | M | | | 129 | | | | | 15 | 6 | 150 | |
| | F | | | 128 | | | | | 18 | 1 | 147 | |
| | T | | | 257 | | | | | 33 | 7 | 297 | |
| Science Education | | | | | | | | | | | | |
| Home Economics | | | | 17 | | | | | 1 | | 18 | |
| | | | | 174 | | | | | 16 | | 190 | |
| | | | | 191 | | | | | 17 | | 208 | |
| Health Administration and Education | M | | | 36 | | | | | | | 36 | |
| | F | | | 10 | | | | | | | 10 | |
| | T | | | 46 | | | | | | | 46 | |
| Mathematics Education | M | | | 338 | | | | | 21 | | 359 | |
| | F | | | 33 | | | | | 4 | | 37 | |
| | T | | | 371 | | | | | 25 | | 396 | |
| ICT | M | | | 245 | | | | | | | 245 | |
| | F | | | 24 | | | | | | | 24 | |
| | T | | | 269 | | | | | | | 269 | |
| Chemistry | M | | | 163 | | | | | | | 163 | |
| | F | | | 28 | | | | | | | 28 | |
| | T | | | 191 | | | | | | | 191 | |
| Physics | M | | | 163 | | | | | | | 163 | |
| | F | | | 24 | | | | | | | 24 | |
| | T | | | 187 | | | | | | | 187 | |
| Biology | M | | | 72 | | | | | | | 72 | |
| | F | | | 33 | | | | | | | 33 | |
| | T | | | 105 | | | | | | | 105 | |
| Integrated Science | M | | | 131 | | | | | | | 131 | |
| | F | | | 14 | | | | | | | 14 | |
| | T | | | 145 | | | | | | | 145 | |
| Science Education | M | | | | | | | | 5 | 1 | 6 | |
| | F | | | | | | | | 5 | 0 | 5 | |
| | T | | | | | | | | 10 | 1 | 11 | |
| HPERS | M | | | 129 | | | | | 2 | | 131 | |
| | F | | | 30 | | | | | 0 | | 30 | |
| | T | | | 159 | | | | | 2 | | 161 | |
| Sub-Total | M | | | 1294 | | | | | 29 | 1 | 1324 | |
| | F | | | 370 | | | | | 25 | 0 | 395 | |
| | T | | | 1664 | | | | | 54 | 1 | 1719 | |

Table 2 (Con't)

| FACULTY / DEPT | GENDER | NON-DEGREE | | FIRST DEGREE | POSTGRADUATE PROGRAMMES | | | | | | GRAND TOTAL | |
|---|--------|-------------|---------------|--------------|-------------------------|--------------|----|------|-------|-------|-------------|------|
| | | CERT. PROGS | DIPLOMA PROGS | | PG CERT. | PG. DI-PLOMA | MA | M Ed | M.B.A | MPHIL | | PHD |
| Science and Environment Education | | | | | | | | | | | | |
| Environmental Health and Sanitation Education | M | | | 178 | | | | | | | | 178 |
| | F | | | 127 | | | | | | | | 127 |
| | T | | | 305 | | | | | | | | 305 |
| Science Education | M | | | 387 | | | | | | | | 387 |
| | F | | | 94 | | | | | | | | 94 |
| | T | | | 481 | | | | | | | | 481 |
| Sub-Total | M | | | 565 | | | | | | | | 565 |
| | F | | | 221 | | | | | | | | 221 |
| | T | | | 786 | | | | | | | | 786 |
| School of Creative Arts | | | | | | | | | | | | |
| Art Education | M | | | 283 | | | | | | | | 283 |
| | F | | | 70 | | | | | | | | 70 |
| | T | | | 353 | | | | | | | | 353 |
| Graphic Design | M | | | 117 | | | | | | | | 117 |
| | F | | | 26 | | | | | | | | 26 |
| | T | | | 143 | | | | | | | | 143 |
| Theatre Arts | M | | 18 | 63 | | | | | | | | 81 |
| | F | | 59 | 27 | | | | | | | | 86 |
| | T | | 77 | 90 | | | | | | | | 167 |
| Music Education | M | | 25 | 111 | | | | | 7 | 14 | | 157 |
| | F | | 5 | 32 | | | | | 1 | 2 | | 40 |
| | T | | 30 | 143 | | | | | 8 | 16 | | 197 |
| Sub-Total | M | | 43 | 574 | | | | | 7 | 14 | | 638 |
| | F | | 64 | 155 | | | | | 1 | 2 | | 222 |
| | T | | 107 | 729 | | | | | 8 | 16 | | 860 |
| Educational Studies | | | | | | | | | | | | |
| Early Childhood Education | M | | | 93 | | | | | 8 | | | 101 |
| | F | | | 200 | | | | | 5 | | | 205 |
| | T | | | 293 | | | | | 13 | | | 306 |
| Educational Admin. and Management | M | | | | | | | | 10 | | | 10 |
| | F | | | | | | | | 7 | | | 7 |
| | T | | | | | | | | 17 | | | 17 |
| Psychology and Education | M | | | 26 | | | | | 14 | 0 | | 40 |
| | F | | | 15 | | | | | 9 | 5 | | 29 |
| | T | | | 41 | | | | | 23 | 5 | | 69 |
| Special Education | M | | 40 | 199 | | | | | 6 | 3 | | 248 |
| | F | | 29 | 115 | | | | | 11 | 2 | | 157 |
| | T | | 69 | 314 | | | | | 17 | 5 | | 405 |
| Basic Education | M | | | 333 | | | | | 18 | | | 351 |
| | F | | | 246 | | | | | 7 | | | 253 |
| | T | | | 579 | | | | | 25 | | | 604 |
| Sub-Total | M | | 40 | 651 | | | | | 56 | 3 | | 750 |
| | F | | 29 | 576 | | | | | 39 | 7 | | 651 |
| | T | | 69 | 1227 | | | | | 95 | 10 | | 1401 |

Table 2 (Con't)

| FACULTY / DEPT | GENDER | NON-DEGREE | | FIRST DEGREE | POSTGRADUATE PROGRAMMES | | | | | | GRAND TOTAL | |
|--|--------|-------------|---------------|--------------|-------------------------|-------------|----|-----|-------|-------|-------------|-----|
| | | CERT. PROGS | DIPLOMA PROGS | | PG CERT. | PG. DIPLOMA | MA | MEd | M.B.A | MPHIL | | PHD |
| Ghanaian Languages Education | | | | | | | | | | | | |
| Ghanaian Languages | M | | | | | | | | | | 22 | 22 |
| | F | | | | | | | | | | 7 | 7 |
| | T | | | | | | | | | | 29 | 29 |
| Akan-Nzema | M | | | 163 | | | | | | | | 163 |
| | F | | | 117 | | | | | | | | 117 |
| | T | | | 280 | | | | | | | | 280 |
| Ga-Dangme | M | | | 47 | | | | | | | | 47 |
| | F | | | 36 | | | | | | | | 36 |
| | T | | | 83 | | | | | | | | 83 |
| Ewe | M | | | 31 | | | | | | | | 31 |
| | F | | | 34 | | | | | | | | 34 |
| | T | | | 65 | | | | | | | | 65 |
| Gur-Gonja | M | | | 273 | | | | | | | | 273 |
| | F | | | 85 | | | | | | | | 85 |
| | T | | | 358 | | | | | | | | 358 |
| Sub-Total | M | | | 514 | | | | | | 22 | | 536 |
| | F | | | 272 | | | | | | 7 | | 279 |
| | T | | | 786 | | | | | | 29 | | 815 |
| Foreign Languages Education and Communication | | | | | | | | | | | | |
| Applied Linguistics | M | | | | | | | | | 6 | | 6 |
| | F | | | | | | | | | 2 | | 2 |
| | T | | | | | | | | | 8 | | 8 |
| Communication and Media Studies | M | | | | | | 23 | | | | | 23 |
| | F | | | | | | 18 | | | | | 18 |
| | T | | | | | | 41 | | | | | 41 |
| English Education | M | | | 105 | | | | | | 8 | | 113 |
| | F | | | 133 | | | | | | 5 | | 138 |
| | T | | | 238 | | | | | | 13 | | 251 |
| French Education | M | | | 91 | | | | | | 4 | | 95 |
| | F | | | 136 | | | | | | 0 | | 136 |
| | T | | | 227 | | | | | | 4 | | 231 |
| Sub-Total | M | | | 196 | | | 23 | | | 18 | | 237 |
| | F | | | 269 | | | 18 | | | 7 | | 294 |
| | T | | | 465 | | | 41 | | | 25 | | 531 |
| Agriculture Education | | | | | | | | | | | | |
| Agriculture | M | | | 393 | | | | | | 5 | 1 | 399 |
| | F | | | 61 | | | | | | 1 | 1 | 63 |
| | T | | | 454 | | | | | | 6 | 2 | 462 |
| Sub-Total | M | | | 393 | | | | | | 5 | 1 | 399 |
| | F | | | 61 | | | | | | 1 | 1 | 63 |
| | T | | | 454 | | | | | | 6 | 2 | 462 |
| Vocational Education | | | | | | | | | | | | |
| Hospitality and Tourism | M | | | 20 | | | | | | | | 20 |
| | F | | | 375 | | | | | | | | 375 |
| | T | | | 395 | | | | | | | | 395 |
| Fashion Design And Textiles Technology | M | | | 11 | | | | | | | | 11 |
| | F | | | 98 | | | | | | | | 98 |
| | T | | | 109 | | | | | | | | 109 |
| Sub-Total | M | | | 31 | | | | | | | | 31 |
| | F | | | 473 | | | | | | | | 473 |
| | T | | | 504 | | | | | | | | 504 |

Table 2 (Con't)

| FACULTY / DEPT | GENDER | NON-DEGREE | | FIRST DEGREE | POSTGRADUATE PROGRAMMES | | | | | | GRAND TOTAL | |
|--|--------|-------------|---------------|--------------|-------------------------|---------------|----|------|-------|-------|-------------|-------|
| | | CERT. PROGS | DIPLOMA PROGS | | PG CERT. | PG. DI- PLOMA | MA | M Ed | M.B.A | MPHIL | | PHD |
| Technical Education | | | | | | | | | | | | |
| Information Technology Education | M | | | 615 | | | | | | | | 615 |
| | F | | | 109 | | | | | | | | 109 |
| | T | | | 724 | | | | | | | | 724 |
| Mechanical Technology Education | M | | | 25 | | | | | | | | 25 |
| | F | | | 0 | | | | | | | | 0 |
| | T | | | 25 | | | | | | | | 25 |
| Electrical/ Automotive Technology | M | | | 146 | | | | | | | | 146 |
| | F | | | 4 | | | | | | | | 4 |
| | T | | | 150 | | | | | | | | 150 |
| Construction and Wood Technology Education | M | | | 159 | | | | | | 43 | | 202 |
| | F | | | 6 | | | | | | 1 | | 7 |
| | T | | | 165 | | | | | | 44 | | 209 |
| Sub-Total | M | | | 945 | | | | | | 43 | | 988 |
| | F | | | 119 | | | | | | 1 | | 120 |
| | T | | | 1064 | | | | | | 44 | | 1108 |
| Business Education | | | | | | | | | | | | |
| Management Studies | | | | 746 | | | | | 64 | | | 810 |
| | | | | 865 | | | | | 28 | | | 893 |
| | | | | 1611 | | | | | 92 | | | 1703 |
| Accounting Studies | | | | 900 | | | | | 73 | | | 973 |
| | | | | 297 | | | | | 20 | | | 317 |
| | | | | 1197 | | | | | 93 | | | 1290 |
| Sub-Total | M | | | 1646 | | | | | 137 | | | 1783 |
| | F | | | 1162 | | | | | 48 | | | 1210 |
| | T | | | 2808 | | | | | 185 | | | 2993 |
| GRAND TOTAL | M | | 83 | 8747 | | | 23 | | 137 | 211 | 32 | 9233 |
| | F | | 93 | 4484 | | | 18 | | 48 | 107 | 13 | 4763 |
| | T | | 176 | 13231 | | | 41 | | 185 | 318 | 45 | 13996 |

Table 1 (Con't)

TABLE 3: ADMISSION OFFERED BY SEX AND FACULTY, 2016/2017

| FACULTY / DEPT | GENDER | NON-DEGREE | | FIRST DEGREE | POSTGRADUATE PROGRAMMES | | | | | | GRAND TOTAL | |
|--|--------|-------------|---------------|--------------|-------------------------|--------------|----|------|-------|-------|-------------|------|
| | | CERT. PROGS | DIPLOMA PROGS | | PG CERT. | PG. DI-PLOMA | MA | M Ed | M.B.A | MPHIL | | PHD |
| Social Sciences Education | | | | | | | | | | | | |
| Social Studies Education | M | | | 292 | | | | | | 6 | 7 | 305 |
| | F | | | 148 | | | | | | 5 | 2 | 155 |
| | T | | | 440 | | | | | | 11 | 9 | 460 |
| History Education | M | | | 106 | | | | | | | | 106 |
| | F | | | 44 | | | | | | | | 44 |
| | T | | | 150 | | | | | | | | 150 |
| Geography Education | M | | | 360 | | | | | | | | 360 |
| | F | | | 106 | | | | | | | | 106 |
| | T | | | 466 | | | | | | | | 466 |
| Political Education | M | | | 317 | | | | | | | | 317 |
| | F | | | 94 | | | | | | | | 94 |
| | T | | | 411 | | | | | | | | 411 |
| Economics Education | M | | | 166 | | | | | | | | 166 |
| | F | | | 45 | | | | | | | | 45 |
| | T | | | 211 | | | | | | | | 211 |
| Conflict, Human Right and Peace Studies | M | | | | | | | | | 10 | | 10 |
| | F | | | | | | | | | 3 | | 3 |
| | T | | | | | | | | | 13 | | 13 |
| Business Education | M | | | 452 | | | | | | | | 452 |
| | F | | | 183 | | | | | | | | 183 |
| | T | | | 635 | | | | | | | | 635 |
| Sub-Total | M | | | 1693 | | | | | | 16 | 7 | 1716 |
| | F | | | 620 | | | | | | 8 | 2 | 630 |
| | T | | | 2313 | | | | | | 24 | 9 | 2346 |
| Education And Communication Science | | | | | | | | | | | | |
| Educational Leadership | M | | | | | | | | | 15 | 6 | 21 |
| | F | | | | | | | | | 18 | 1 | 19 |
| | T | | | | | | | | | 33 | 7 | 40 |
| Languages Education | M | | | 88 | | | | | | | | 88 |
| | F | | | 75 | | | | | | | | 75 |
| | T | | | 163 | | | | | | | | 163 |
| Sub-Total | M | | | 88 | | | | | | 15 | 6 | 109 |
| | F | | | 75 | | | | | | 18 | 1 | 94 |
| | T | | | 163 | | | | | | 33 | 7 | 203 |

Table 3 (Con't)

| FACULTY / DEPT | GENDER | NON-DEGREE | | FIRST DEGREE | POSTGRADUATE PROGRAMMES | | | | | | GRAND TOTAL | |
|-------------------------------------|--------|-------------|---------------|--------------|-------------------------|-------------|----|------|-------|-------|-------------|------|
| | | CERT. PROGS | DIPLOMA PROGS | | PG CERT. | PG. DIPLOMA | MA | M Ed | M.B.A | MPHIL | | PHD |
| Science Education | | | | | | | | | | | | |
| Home Economics | M | | | 17 | | | | | | 1 | | 18 |
| | F | | | 174 | | | | | | 16 | | 190 |
| | T | | | 191 | | | | | | 17 | | 208 |
| Health Administration And Education | M | | | 36 | | | | | | | | 36 |
| | F | | | 10 | | | | | | | | 10 |
| | T | | | 46 | | | | | | | | 46 |
| Mathematics Education | M | | | 290 | | | | | | 21 | | 311 |
| | F | | | 32 | | | | | | 4 | | 36 |
| | T | | | 322 | | | | | | 25 | | 347 |
| ICT | M | | | 245 | | | | | | | | 245 |
| | F | | | 24 | | | | | | | | 24 |
| | T | | | 269 | | | | | | | | 269 |
| Chemistry | M | | | 134 | | | | | | | | 134 |
| | F | | | 28 | | | | | | | | 28 |
| | T | | | 162 | | | | | | | | 162 |
| Physics | M | | | 134 | | | | | | | | 134 |
| | F | | | 21 | | | | | | | | 21 |
| | T | | | 155 | | | | | | | | 155 |
| Integrated Science | M | | | 131 | | | | | | | | 131 |
| | F | | | 14 | | | | | | | | 14 |
| | T | | | 145 | | | | | | | | 145 |
| Biology | M | | | 72 | | | | | | | | 72 |
| | F | | | 33 | | | | | | | | 33 |
| | T | | | 105 | | | | | | | | 105 |
| Science Education | M | | | | | | | | | 5 | 1 | 6 |
| | F | | | | | | | | | 5 | 0 | 5 |
| | T | | | | | | | | | 10 | 1 | 11 |
| HPERS | M | | | 129 | | | | | | 2 | | 131 |
| | F | | | 30 | | | | | | 0 | | 30 |
| | T | | | 159 | | | | | | 2 | | 161 |
| Sub-Total | M | | | 1188 | | | | | | 29 | 1 | 1218 |
| | F | | | 366 | | | | | | 25 | 0 | 391 |
| | T | | | 1554 | | | | | | 54 | 1 | 1609 |

Table 3 (Con't)

| FACULTY / DEPT | GENDER | NON-DEGREE | | FIRST DEGREE | POSTGRADUATE PROGRAMMES | | | | | | | GRAND TOTAL |
|---|--------|-------------|---------------|--------------|-------------------------|-------------|----|------|-------|-------|-----|-------------|
| | | CERT. PROGS | DIPLOMA PROGS | | PG CERT. | PG. DIPLOMA | MA | M Ed | M.B.A | MPHIL | PHD | |
| Science and Environment Education | | | | | | | | | | | | |
| Environmental Health and Sanitation Education | M | | | 178 | | | | | | | | 178 |
| | F | | | 127 | | | | | | | | 127 |
| | T | | | 305 | | | | | | | | 305 |
| Science Education | M | | | 387 | | | | | | | | 387 |
| | F | | | 94 | | | | | | | | 94 |
| | T | | | 481 | | | | | | | | 481 |
| Sub-Total | M | | | 565 | | | | | | | | 565 |
| | F | | | 221 | | | | | | | | 221 |
| | T | | | 786 | | | | | | | | 786 |
| School of Creative Arts | | | | | | | | | | | | |
| Art Education | M | | | 283 | | | | | | | | 283 |
| | F | | | 70 | | | | | | | | 70 |
| | T | | | 353 | | | | | | | | 353 |
| Graphic Design | M | | | 117 | | | | | | | | 117 |
| | F | | | 26 | | | | | | | | 26 |
| | T | | | 143 | | | | | | | | 143 |
| Theatre Arts | M | | 18 | 63 | | | | | | | | 81 |
| | F | | 59 | 27 | | | | | | | | 86 |
| | T | | 77 | 90 | | | | | | | | 167 |
| Music Education | M | | 25 | 111 | | | | | 7 | 14 | | 157 |
| | F | | 5 | 32 | | | | | 1 | 2 | | 40 |
| | T | | 30 | 143 | | | | | 8 | 16 | | 197 |
| Sub-Total | M | | 43 | 574 | | | | | 7 | 14 | | 638 |
| | F | | 64 | 155 | | | | | 1 | 2 | | 222 |
| | T | | 107 | 729 | | | | | 8 | 16 | | 860 |
| Educational Studies | | | | | | | | | | | | |
| Early Childhood Education | M | | | 93 | | | | | 8 | | | 101 |
| | F | | | 200 | | | | | 5 | | | 205 |
| | T | | | 293 | | | | | 13 | | | 306 |
| Educational Admin. and Management | M | | | | | | | | 10 | | | 10 |
| | F | | | | | | | | 7 | | | 7 |
| | T | | | | | | | | 17 | | | 17 |
| Psychology and Education | M | | | 26 | | | | | 14 | 0 | | 40 |
| | F | | | 15 | | | | | 9 | 5 | | 29 |
| | T | | | 41 | | | | | 23 | 5 | | 69 |
| Special Education | M | | 40 | 199 | | | | | 6 | 3 | | 248 |
| | F | | 29 | 106 | | | | | 11 | 2 | | 148 |
| | T | | 69 | 305 | | | | | 17 | 5 | | 396 |
| Basic Education | M | | | 333 | | | | | 12 | | | 345 |
| | F | | | 243 | | | | | 7 | | | 250 |
| | T | | | 576 | | | | | 19 | | | 595 |
| Sub-Total | M | | 40 | 651 | | | | | 50 | 3 | | 744 |
| | F | | 29 | 564 | | | | | 39 | 7 | | 639 |
| | T | | 69 | 1215 | | | | | 89 | 10 | | 1383 |

Table 3 (Con't)

| FACULTY / DEPT | GENDER | NON-DEGREE | | FIRST DEGREE | POSTGRADUATE PROGRAMMES | | | | | | | GRAND TOTAL |
|--|--------|-------------|---------------|--------------|-------------------------|-------------|----|------|-------|-------|-----|-------------|
| | | CERT. PROGS | DIPLOMA PROGS | | PG CERT. | PG. DIPLOMA | MA | M Ed | M.B.A | MPHIL | PHD | |
| Ghanaian Languages Education | | | | | | | | | | | | |
| Ghanaian Languages | M | | | | | | | | | | 22 | 22 |
| | F | | | | | | | | | | 7 | 7 |
| | T | | | | | | | | | | 29 | 29 |
| Akan-Nzema | M | | | 163 | | | | | | | | 163 |
| | F | | | 117 | | | | | | | | 117 |
| | T | | | 280 | | | | | | | | 280 |
| Ga-Dangme | M | | | 47 | | | | | | | | 47 |
| | F | | | 36 | | | | | | | | 36 |
| | T | | | 83 | | | | | | | | 83 |
| Ewe | M | | | 31 | | | | | | | | 31 |
| | F | | | 34 | | | | | | | | 34 |
| | T | | | 65 | | | | | | | | 65 |
| Gur-Gonja | M | | | 273 | | | | | | | | 273 |
| | F | | | 85 | | | | | | | | 85 |
| | T | | | 358 | | | | | | | | 358 |
| Sub-Total | M | | | 514 | | | | | | 22 | | 536 |
| | F | | | 272 | | | | | | 7 | | 279 |
| | T | | | 786 | | | | | | 29 | | 815 |
| Foreign Languages Education and Communication | | | | | | | | | | | | |
| Applied Linguistics | M | | | | | | | | | 3 | | 3 |
| | F | | | | | | | | | 1 | | 1 |
| | T | | | | | | | | | 4 | | 4 |
| Communication and Media Studies | M | | | | | | 13 | | | | | 13 |
| | F | | | | | | 12 | | | | | 12 |
| | T | | | | | | 25 | | | | | 25 |
| English Education | M | | | 105 | | | | | | 8 | | 113 |
| | F | | | 133 | | | | | | 5 | | 138 |
| | T | | | 238 | | | | | | 13 | | 251 |
| French Education | M | | | 91 | | | | | | 4 | | 95 |
| | F | | | 136 | | | | | | 0 | | 136 |
| | T | | | 227 | | | | | | 4 | | 231 |
| Sub-Total | M | | | 196 | | | 13 | | | 15 | | 224 |
| | F | | | 269 | | | 12 | | | 6 | | 287 |
| | T | | | 465 | | | 25 | | | 21 | | 511 |
| Agriculture Education | | | | | | | | | | | | |
| Agriculture | M | | | 297 | | | | | | 4 | 1 | 302 |
| | F | | | 47 | | | | | | 1 | 1 | 49 |
| | T | | | 344 | | | | | | 5 | 2 | 351 |
| Sub-Total | M | | | 297 | | | | | | 4 | 1 | 302 |
| | F | | | 47 | | | | | | 1 | 1 | 49 |
| | T | | | 344 | | | | | | 5 | 2 | 351 |

Table 3 (Con't)

| FACULTY / DEPT | GENDER | NON-DEGREE | | FIRST DEGREE | POSTGRADUATE PROGRAMMES | | | | | | GRAND TOTAL | |
|--|--------|-------------|---------------|--------------|-------------------------|-------------|----|------|-------|-------|-------------|-------|
| | | CERT. PROGS | DIPLOMA PROGS | | PG CERT. | PG. DIPLOMA | MA | M Ed | M.B.A | MPHIL | | PHD |
| Vocational Education | | | | | | | | | | | | |
| Catering and Hospitality Education | M | | | 20 | | | | | | | | 20 |
| | F | | | 375 | | | | | | | | 375 |
| | T | | | 395 | | | | | | | | 395 |
| Fashion Design And Textiles Technology | M | | | 11 | | | | | | | | 11 |
| | F | | | 98 | | | | | | | | 98 |
| | T | | | 109 | | | | | | | | 109 |
| Sub-Total | M | | | 31 | | | | | | | | 31 |
| | F | | | 473 | | | | | | | | 473 |
| | T | | | 504 | | | | | | | | 504 |
| Technical Educational | | | | | | | | | | | | |
| Information Technology Education | M | | | 502 | | | | | | | | 502 |
| | F | | | 99 | | | | | | | | 99 |
| | T | | | 601 | | | | | | | | 601 |
| Mechanical Technology Education | M | | | 25 | | | | | | | | 25 |
| | F | | | 0 | | | | | | | | 0 |
| | T | | | 25 | | | | | | | | 25 |
| Electrical/ Automotive Technology | M | | | 105 | | | | | | | | 105 |
| | F | | | 2 | | | | | | | | 2 |
| | T | | | 107 | | | | | | | | 107 |
| Construction and Wood Technology Education | M | | | 109 | | | | | | 39 | | 148 |
| | F | | | 4 | | | | | | 1 | | 5 |
| | T | | | 113 | | | | | | 40 | | 153 |
| Sub-Total | M | | | 741 | | | | | | 39 | | 780 |
| | F | | | 105 | | | | | | 1 | | 106 |
| | T | | | 846 | | | | | | 40 | | 886 |
| Business Education | | | | | | | | | | | | |
| Management Studies | M | | | 593 | | | | | 54 | | | 647 |
| | F | | | 347 | | | | | 28 | | | 375 |
| | T | | | 940 | | | | | 82 | | | 1022 |
| Accounting Studies | M | | | 766 | | | | | 55 | | | 821 |
| | F | | | 241 | | | | | 17 | | | 258 |
| | T | | | 1007 | | | | | 72 | | | 1079 |
| Sub-Total | M | | | 1359 | | | | | 109 | | | 1468 |
| | F | | | 588 | | | | | 45 | | | 633 |
| | T | | | 1947 | | | | | 154 | | | 2101 |
| GRAND TOTAL | M | | 83 | 7897 | | | 13 | | 109 | 197 | 32 | 8331 |
| | F | | 93 | 3755 | | | 12 | | 45 | 106 | 13 | 4024 |
| | T | | 176 | 11652 | | | 25 | | 154 | 303 | 45 | 12355 |

TABLE 4: NEW ENTRANTS BY SEX AND FACULTY, 2016/2017

| FACULTY / DEPT | GENDER | NON-DEGREE | | FIRST DEGREE | POSTGRADUATE PROGRAMMES | | | | | | GRAND TOTAL | |
|--|--------|-------------|---------------|--------------|-------------------------|--------------|----|------|-------|-------|-------------|------|
| | | CERT. PROGS | DIPLOMA PROGS | | PG CERT. | PG. DI-PLOMA | MA | M Ed | M.B.A | MPHIL | | PHD |
| Social Sciences Education | | | | | | | | | | | | |
| Social Studies Education | M | | | 292 | | | | | | 6 | 7 | 305 |
| | F | | | 148 | | | | | | 5 | 2 | 155 |
| | T | | | 440 | | | | | | 11 | 9 | 460 |
| History Education | M | | | 89 | | | | | | | | 89 |
| | F | | | 19 | | | | | | | | 19 |
| | T | | | 108 | | | | | | | | 108 |
| Geography Education | M | | | 329 | | | | | | | | 329 |
| | F | | | 82 | | | | | | | | 82 |
| | T | | | 411 | | | | | | | | 411 |
| Political Education | M | | | 317 | | | | | | | | 317 |
| | F | | | 94 | | | | | | | | 94 |
| | T | | | 411 | | | | | | | | 411 |
| Economics Education | M | | | 166 | | | | | | | | 166 |
| | F | | | 45 | | | | | | | | 45 |
| | T | | | 211 | | | | | | | | 211 |
| Conflict, Human Right and Peace Studies | M | | | | | | | | | 10 | | 10 |
| | F | | | | | | | | | 3 | | 3 |
| | T | | | | | | | | | 13 | | 13 |
| Business Education | M | | | 452 | | | | | | | | 452 |
| | F | | | 183 | | | | | | | | 183 |
| | T | | | 635 | | | | | | | | 635 |
| Sub-Total | M | | | 1645 | | | | | | 16 | 7 | 1668 |
| | F | | | 571 | | | | | | 8 | 2 | 581 |
| | T | | | 2216 | | | | | | 24 | 9 | 2249 |
| Education And Communication Science | | | | | | | | | | | | |
| Educational Leadership | M | | | | | | | | | 15 | 4 | 19 |
| | F | | | | | | | | | 1 | 1 | 2 |
| | T | | | | | | | | | 16 | 5 | 21 |
| Languages Education | M | | | 83 | | | | | | | | 83 |
| | F | | | 63 | | | | | | | | 63 |
| | T | | | 146 | | | | | | | | 146 |
| Sub-Total | M | | | 83 | | | | | | 15 | 4 | 102 |
| | F | | | 63 | | | | | | 1 | 1 | 65 |
| | T | | | 146 | | | | | | 16 | 5 | 167 |

Table 4 (Con't)

| FACULTY / DEPT | GENDER | NON-DEGREE | | FIRST DEGREE | POSTGRADUATE PROGRAMMES | | | | | | GRAND TOTAL | |
|-------------------------------------|--------|-------------|---------------|--------------|-------------------------|-------------|----|------|-------|-------|-------------|------|
| | | CERT. PROGS | DIPLOMA PROGS | | PG CERT. | PG. DIPLOMA | MA | M Ed | M.B.A | MPHIL | | PHD |
| Science Education | | | | | | | | | | | | |
| Home Economics | M | | | 12 | | | | | | 1 | | 13 |
| | F | | | 104 | | | | | | 12 | | 116 |
| | T | | | 116 | | | | | | 13 | | 129 |
| Health Administration And Education | M | | | 15 | | | | | | | | 15 |
| | F | | | 6 | | | | | | | | 6 |
| | T | | | 21 | | | | | | | | 21 |
| BSc. Mathematics Education | M | | | 207 | | | | | | 21 | | 228 |
| | F | | | 19 | | | | | | 4 | | 23 |
| | T | | | 226 | | | | | | 25 | | 251 |
| ICT | M | | | 245 | | | | | | | | 245 |
| | F | | | 24 | | | | | | | | 24 |
| | T | | | 269 | | | | | | | | 269 |
| Chemistry | M | | | 120 | | | | | | | | 120 |
| | F | | | 28 | | | | | | | | 28 |
| | T | | | 148 | | | | | | | | 148 |
| Physics | M | | | 77 | | | | | | | | 77 |
| | F | | | 6 | | | | | | | | 6 |
| | T | | | 83 | | | | | | | | 83 |
| Biology | M | | | 72 | | | | | | | | 72 |
| | F | | | 33 | | | | | | | | 33 |
| | T | | | 105 | | | | | | | | 105 |
| Integrated Science | M | | | 131 | | | | | | | | 131 |
| | F | | | 14 | | | | | | | | 14 |
| | T | | | 145 | | | | | | | | 145 |
| Science Education | M | | | | | | | | | 5 | 1 | 6 |
| | F | | | | | | | | | 5 | 0 | 5 |
| | T | | | | | | | | | 10 | 1 | 11 |
| HPERS | M | | | 129 | | | | | | 2 | | 131 |
| | F | | | 30 | | | | | | 0 | | 30 |
| | T | | | 159 | | | | | | 2 | | 161 |
| Sub-Total | M | | | 1008 | | | | | | 29 | 1 | 1038 |
| | F | | | 264 | | | | | | 21 | 0 | 285 |
| | T | | | 1272 | | | | | | 50 | 1 | 1323 |

Table 4 (Con't)

| FACULTY / DEPT | GENDER | NON-DEGREE | | FIRST DEGREE | POSTGRADUATE PROGRAMMES | | | | | | GRAND TOTAL | |
|---|--------|-------------|---------------|--------------|-------------------------|-------------|----|------|-------|-------|-------------|------|
| | | CERT. PROGS | DIPLOMA PROGS | | PG CERT. | PG. DIPLOMA | MA | M Ed | M.B.A | MPHIL | | PHD |
| Science and Environment Education | | | | | | | | | | | | |
| Environmental Health and Sanitation Education | M | | | 148 | | | | | | | | 148 |
| | F | | | 109 | | | | | | | | 109 |
| | T | | | 257 | | | | | | | | 257 |
| Science Education | M | | | 254 | | | | | | | | 254 |
| | F | | | 77 | | | | | | | | 77 |
| | T | | | 331 | | | | | | | | 331 |
| Sub-Total | M | | | 402 | | | | | | | | 402 |
| | F | | | 186 | | | | | | | | 186 |
| | T | | | 588 | | | | | | | | 588 |
| School of Creative Arts | | | | | | | | | | | | |
| Art Education | M | | | 192 | | | | | | | | 192 |
| | F | | | 41 | | | | | | | | 41 |
| | T | | | 233 | | | | | | | | 233 |
| Graphic Design | M | | | 117 | | | | | | | | 117 |
| | F | | | 26 | | | | | | | | 26 |
| | T | | | 143 | | | | | | | | 143 |
| Theatre Arts | M | | 3 | 19 | | | | | | | | 22 |
| | F | | 12 | 27 | | | | | | | | 39 |
| | T | | 15 | 46 | | | | | | | | 61 |
| Music Education | M | | 24 | 87 | | | | | | 7 | 14 | 132 |
| | F | | 5 | 15 | | | | | | 1 | 2 | 23 |
| | T | | 29 | 102 | | | | | | 8 | 16 | 155 |
| Sub-Total | M | | 27 | 415 | | | | | | 7 | 14 | 463 |
| | F | | 17 | 109 | | | | | | 1 | 2 | 129 |
| | T | | 44 | 524 | | | | | | 8 | 16 | 592 |
| Educational Studies | | | | | | | | | | | | |
| Early Childhood Education | M | | | 93 | | | | | | 8 | | 101 |
| | F | | | 200 | | | | | | 5 | | 205 |
| | T | | | 293 | | | | | | 13 | | 306 |
| Psychology and Education | M | | | 22 | | | | | | 14 | 0 | 36 |
| | F | | | 15 | | | | | | 9 | 5 | 29 |
| | T | | | 37 | | | | | | 23 | 5 | 65 |
| Special Education | M | | 40 | 199 | | | | | | 6 | 3 | 248 |
| | F | | 29 | 106 | | | | | | 11 | 2 | 148 |
| | T | | 69 | 305 | | | | | | 17 | 5 | 396 |
| Basic Education | M | | | 230 | | | | | | 12 | | 242 |
| | F | | | 134 | | | | | | 7 | | 141 |
| | T | | | 364 | | | | | | 19 | | 383 |
| Educational Admin. and Management | M | | | | | | | | | 8 | | 8 |
| | F | | | | | | | | | 6 | | 6 |
| | T | | | | | | | | | 14 | | 14 |
| Sub-Total | M | | 40 | 544 | | | | | | 48 | 3 | 635 |
| | F | | 29 | 455 | | | | | | 38 | 7 | 529 |
| | T | | 69 | 999 | | | | | | 86 | 10 | 1164 |

Table 4 (Con't)

| FACULTY / DEPT | GENDER | NON-DEGREE | | FIRST DEGREE | POSTGRADUATE PROGRAMMES | | | | | | GRAND TOTAL | |
|--|--------|-------------|---------------|--------------|-------------------------|-------------|----|------|-------|-------|-------------|-----|
| | | CERT. PROGS | DIPLOMA PROGS | | PG CERT. | PG. DIPLOMA | MA | M Ed | M.B.A | MPHIL | | PHD |
| Ghanaian Language Education | | | | | | | | | | | | |
| Ghanaian Languages | M | | | | | | | | | 22 | | 22 |
| | F | | | | | | | | | 7 | | 7 |
| | T | | | | | | | | | 29 | | 29 |
| Akan-Nzema | M | | | 121 | | | | | | | | 121 |
| | F | | | 72 | | | | | | | | 72 |
| | T | | | 193 | | | | | | | | 193 |
| Ga-Dangme | M | | | 42 | | | | | | | | 42 |
| | F | | | 30 | | | | | | | | 30 |
| | T | | | 72 | | | | | | | | 72 |
| Ewe | M | | | 26 | | | | | | | | 26 |
| | F | | | 26 | | | | | | | | 26 |
| | T | | | 52 | | | | | | | | 52 |
| Gur-Gonja | M | | | 231 | | | | | | | | 231 |
| | F | | | 69 | | | | | | | | 69 |
| | T | | | 300 | | | | | | | | 300 |
| Sub-Total | M | | | 420 | | | | | | 22 | | 442 |
| | F | | | 197 | | | | | | 7 | | 204 |
| | T | | | 617 | | | | | | 29 | | 646 |
| Foreign Languages Education and Communication | | | | | | | | | | | | |
| Applied Linguistics | M | | | | | | | | | 3 | | 3 |
| | F | | | | | | | | | 1 | | 1 |
| | T | | | | | | | | | 4 | | 4 |
| Communication and Media Studies | M | | | | | | 11 | | | | | 11 |
| | F | | | | | | 9 | | | | | 9 |
| | T | | | | | | 20 | | | | | 20 |
| English Education | M | | | 79 | | | | | | 8 | | 87 |
| | F | | | 105 | | | | | | 5 | | 110 |
| | T | | | 184 | | | | | | 13 | | 197 |
| French Education | M | | | 69 | | | | | | 4 | | 73 |
| | F | | | 101 | | | | | | 0 | | 101 |
| | T | | | 170 | | | | | | 4 | | 174 |
| Sub-Total | M | | | 148 | | | 11 | | | 15 | | 174 |
| | F | | | 206 | | | 9 | | | 6 | | 221 |
| | T | | | 354 | | | 20 | | | 21 | | 395 |
| Agriculture Education | | | | | | | | | | | | |
| Agriculture | M | | | 297 | | | | | | 4 | 0 | 301 |
| | F | | | 40 | | | | | | 1 | 1 | 42 |
| | T | | | 337 | | | | | | 5 | 1 | 343 |
| Sub-Total | M | | | 297 | | | | | | 4 | 0 | 301 |
| | F | | | 40 | | | | | | 1 | 1 | 42 |
| | T | | | 337 | | | | | | 5 | 1 | 343 |

Table 4 (Con't)

| FACULTY / DEPT | GENDER | NON-DEGREE | | FIRST DEGREE | POSTGRADUATE PROGRAMMES | | | | | | GRAND TOTAL | |
|--|--------|-------------|---------------|--------------|-------------------------|--------------|----|------|-------|-------|-------------|-------|
| | | CERT. PROGS | DIPLOMA PROGS | | PG CERT. | PG. DI-PLOMA | MA | M Ed | M.B.A | MPHIL | | PHD |
| Vocational Education | | | | | | | | | | | | |
| Catering and Hospitality Education | M | | | 7 | | | | | | | | 7 |
| | F | | | 190 | | | | | | | | 190 |
| | T | | | 197 | | | | | | | | 197 |
| Fashion Design And Textiles Technology | M | | | 10 | | | | | | | | 10 |
| | F | | | 98 | | | | | | | | 98 |
| | T | | | 108 | | | | | | | | 108 |
| Sub-Total | M | | | 17 | | | | | | | | 17 |
| | F | | | 288 | | | | | | | | 288 |
| | T | | | 305 | | | | | | | | 305 |
| Technical Education | | | | | | | | | | | | |
| Information Technology Education | M | | | 449 | | | | | | | | 449 |
| | F | | | 65 | | | | | | | | 65 |
| | T | | | 514 | | | | | | | | 514 |
| Mechanical Technology Education | M | | | 25 | | | | | | | | 25 |
| | F | | | 0 | | | | | | | | 0 |
| | T | | | 25 | | | | | | | | 25 |
| Electrical/ Automotive Technology | M | | | 64 | | | | | | | | 64 |
| | F | | | 2 | | | | | | | | 2 |
| | T | | | 66 | | | | | | | | 66 |
| Construction And Wood Technology Education | M | | | 84 | | | | | 39 | | | 123 |
| | F | | | 3 | | | | | 1 | | | 4 |
| | T | | | 87 | | | | | 40 | | | 127 |
| Sub-Total | M | | | 622 | | | | | 39 | | | 661 |
| | F | | | 70 | | | | | 1 | | | 71 |
| | T | | | 692 | | | | | 40 | | | 732 |
| Business Education | | | | | | | | | | | | |
| Management Studies | M | | | 472 | | | | | 23 | | | 495 |
| | F | | | 300 | | | | | 13 | | | 313 |
| | T | | | 772 | | | | | 36 | | | 808 |
| Accounting Studies | M | | | 584 | | | | | 37 | | | 621 |
| | F | | | 177 | | | | | 9 | | | 186 |
| | T | | | 761 | | | | | 46 | | | 807 |
| Sub-Total | M | | | 1056 | | | | | 60 | | | 1116 |
| | F | | | 477 | | | | | 22 | | | 499 |
| | T | | | 1533 | | | | | 82 | | | 1615 |
| GRAND TOTAL | M | | 67 | 6657 | | | 11 | | 60 | 195 | 29 | 7019 |
| | F | | 46 | 2926 | | | 9 | | 22 | 84 | 13 | 3100 |
| | T | | 113 | 9583 | | | 20 | | 82 | 279 | 42 | 10119 |

FIGURE 1: NEW ENTRANTS BY FACULTY, 2016/2017

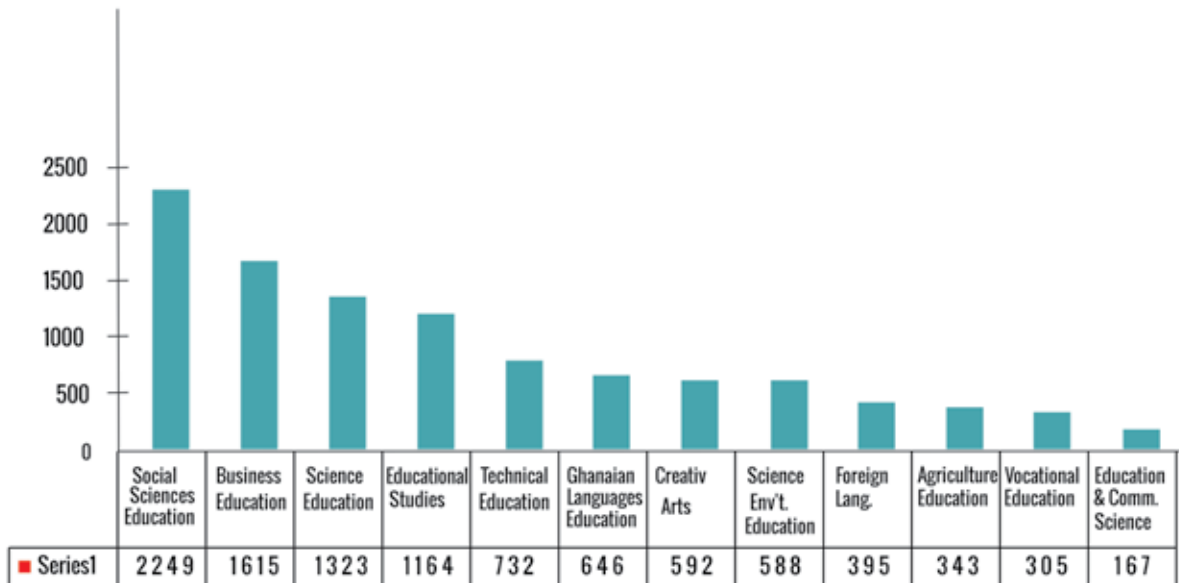


TABLE 5: SUMMARY OF FULL-TIME STUDENTS' ENROLMENT (BOTH UNDERGRADUATES AND POSTGRADUATES), 2016/2017

| FACULTY | 1ST YEAR | | | 2ND YEAR | | | 3RD YEAR | | | 4TH YEAR | | | TOTAL | | |
|--|-------------|-------------|--------------|-------------|-------------|-------------|-------------|-------------|-------------|-------------|-------------|-------------|--------------|--------------|--------------|
| | M | F | T | M | F | T | M | F | T | M | F | T | M | F | T |
| Social Sciences Education | 1668 | 581 | 2249 | 1360 | 460 | 1820 | 1360 | 517 | 1877 | 1049 | 385 | 1434 | 5437 | 1943 | 7380 |
| Business Education | 1116 | 499 | 1615 | 832 | 435 | 1267 | 768 | 411 | 1179 | 669 | 361 | 1030 | 3385 | 1706 | 5091 |
| Science Education | 1038 | 285 | 1323 | 929 | 263 | 1192 | 688 | 222 | 910 | 652 | 182 | 834 | 3307 | 952 | 4259 |
| Educational Studies | 635 | 529 | 1164 | 604 | 423 | 1027 | 457 | 327 | 784 | 353 | 228 | 581 | 2049 | 1507 | 3556 |
| Technical Education | 661 | 71 | 732 | 650 | 74 | 724 | 674 | 96 | 770 | 695 | 58 | 753 | 2680 | 299 | 2979 |
| Ghanaian Lang. Education | 442 | 204 | 646 | 562 | 209 | 771 | 452 | 152 | 604 | 259 | 122 | 381 | 1715 | 687 | 2402 |
| Creative Arts | 463 | 129 | 592 | 472 | 113 | 585 | 464 | 103 | 567 | 331 | 98 | 429 | 1730 | 443 | 2173 |
| Science & Env't. Education | 402 | 186 | 588 | 388 | 180 | 568 | 307 | 111 | 418 | 228 | 40 | 268 | 1325 | 517 | 1842 |
| Foreign Lang. Education & Comm. | 174 | 221 | 395 | 248 | 242 | 490 | 187 | 182 | 369 | 208 | 157 | 365 | 817 | 802 | 1619 |
| Vocational Education | 17 | 288 | 305 | 29 | 315 | 344 | 37 | 399 | 436 | 28 | 432 | 460 | 111 | 1434 | 1545 |
| Agriculture Education | 301 | 42 | 343 | 347 | 30 | 377 | 323 | 29 | 352 | 287 | 27 | 314 | 1258 | 128 | 1386 |
| Education & Comm. Science | 102 | 65 | 167 | 79 | 50 | 129 | 68 | 38 | 106 | 18 | 24 | 42 | 267 | 177 | 444 |
| Total | 7019 | 3100 | 10119 | 6500 | 2794 | 9294 | 5785 | 2587 | 8372 | 4777 | 2114 | 6891 | 24081 | 10595 | 34676 |

FIGURE 2: SUMMARY OF FULL-TIME STUDENTS' ENROLMENT, 2016 /2017



TABLE 6: FULL-TIME UNDERGRADUATE STUDENTS' ENROLMENT - 2016/2017

A. FACULTY OF SOCIAL SCIENCES EDUCATION (UNDERGRADUATES)

| FACULTY OF SOCIAL SCIENCES EDUCATION | 1ST YEAR | | | 2ND YEAR | | | 3RD YEAR | | | 4TH YEAR | | | TOTAL | | |
|--|-------------|------------|-------------|-------------|------------|-------------|-------------|------------|-------------|-------------|------------|-------------|-------------|-------------|-------------|
| | M | F | T | M | F | T | M | F | T | M | F | T | M | F | T |
| Department of History Education | | | | | | | | | | | | | | | |
| B.A History | 89 | 19 | 108 | 93 | 22 | 115 | 76 | 20 | 96 | 30 | 9 | 39 | 288 | 70 | 358 |
| Sub-Total | 89 | 19 | 108 | 93 | 22 | 115 | 76 | 20 | 96 | 30 | 9 | 39 | 288 | 70 | 358 |
| Department of Political Science Education | | | | | | | | | | | | | | | |
| B.A Political Science | 317 | 94 | 411 | 207 | 48 | 255 | 252 | 85 | 337 | 149 | 49 | 198 | 925 | 276 | 1201 |
| Sub-Total | 317 | 94 | 411 | 207 | 48 | 255 | 252 | 85 | 337 | 149 | 49 | 198 | 925 | 276 | 1201 |
| Department of Geography Education | | | | | | | | | | | | | | | |
| B.A Geography | 329 | 82 | 411 | 280 | 54 | 334 | 296 | 49 | 345 | 242 | 54 | 296 | 1147 | 239 | 1386 |
| Sub-Total | 329 | 82 | 411 | 280 | 54 | 334 | 296 | 49 | 345 | 242 | 54 | 296 | 1147 | 239 | 1386 |
| Department of Economics Education | | | | | | | | | | | | | | | |
| B.A Economics | 166 | 45 | 211 | 150 | 29 | 179 | 174 | 48 | 222 | 89 | 24 | 113 | 579 | 146 | 725 |
| Sub-Total | 166 | 45 | 211 | 150 | 29 | 179 | 174 | 48 | 222 | 89 | 24 | 113 | 579 | 146 | 725 |
| Department of Business Education | | | | | | | | | | | | | | | |
| B.B.A. Accounting | 224 | 67 | 291 | 197 | 62 | 259 | 255 | 93 | 348 | 211 | 85 | 296 | 887 | 307 | 1194 |
| B.B.A. Banking and Finance | 80 | 29 | 109 | 45 | 18 | 63 | | | | | | | 125 | 47 | 172 |
| B.B.A. Human Resource | 60 | 43 | 103 | 78 | 60 | 138 | 126 | 93 | 219 | 160 | 77 | 237 | 424 | 273 | 697 |
| B.B.A. Marketing | 48 | 23 | 71 | 45 | 10 | 55 | | | | | | | 93 | 33 | 126 |
| B.B.A. Purchasing and Supply | 40 | 21 | 61 | 41 | 14 | 55 | | | | | | | 81 | 35 | 116 |
| Sub-Total | 452 | 183 | 635 | 406 | 164 | 570 | 381 | 186 | 567 | 371 | 162 | 533 | 1610 | 695 | 2305 |
| Department of Social Studies Education | | | | | | | | | | | | | | | |
| B.A. Social Studies | 292 | 148 | 440 | 191 | 135 | 326 | 181 | 129 | 310 | 168 | 87 | 255 | 832 | 499 | 1331 |
| Sub-Total | 292 | 148 | 440 | 191 | 135 | 326 | 181 | 129 | 310 | 168 | 87 | 255 | 832 | 499 | 1331 |
| FACULTY TOTAL | 1645 | 571 | 2216 | 1327 | 452 | 1779 | 1360 | 517 | 1877 | 1049 | 385 | 1434 | 5381 | 1925 | 7306 |

B. FACULTY OF EDUCATIONAL STUDIES (UNDERGRADUATES)

| FACULTY OF EDUCATIONAL STUDIES | 1ST YEAR | | | 2ND YEAR | | | 3RD YEAR | | | 4TH YEAR | | | TOTAL | | |
|--|----------|-----|-----|----------|-----|-----|----------|-----|-----|----------|----|-----|-------|-----|-----|
| | M | F | T | M | F | T | M | F | T | M | F | T | M | F | T |
| Department of Early Childhood Education | | | | | | | | | | | | | | | |
| B.Ed. Early Childhood Education | 93 | 200 | 293 | 70 | 145 | 215 | 86 | 147 | 233 | 92 | 82 | 174 | 341 | 574 | 915 |
| Sub-Total | 93 | 200 | 293 | 70 | 145 | 215 | 86 | 147 | 233 | 92 | 82 | 174 | 341 | 574 | 915 |

Table 6 (Con't)

| FACULTY OF EDUCATIONAL STUDIES | 1ST YEAR | | | 2ND YEAR | | | 3RD YEAR | | | 4TH YEAR | | | TOTAL | | |
|---|------------|------------|-------------|------------|------------|------------|------------|------------|------------|------------|------------|------------|-------------|-------------|-------------|
| | M | F | T | M | F | T | M | F | T | M | F | T | M | F | T |
| Department of Basic Education | | | | | | | | | | | | | | | |
| B.Ed. Basic Education | 230 | 134 | 364 | 259 | 121 | 380 | 232 | 121 | 353 | 183 | 97 | 280 | 904 | 473 | 1377 |
| Sub-Total | 230 | 134 | 364 | 259 | 121 | 380 | 232 | 121 | 353 | 183 | 97 | 280 | 904 | 473 | 1377 |
| Department of Special Education | | | | | | | | | | | | | | | |
| B.Ed. Special Education | 162 | 68 | 230 | 158 | 58 | 216 | 137 | 58 | 195 | 75 | 48 | 123 | 532 | 232 | 764 |
| B.Ed. Rehabilitation | 24 | 17 | 41 | 44 | 24 | 68 | | | | | | | 68 | 41 | 109 |
| Dip. In Rehabilitation | 40 | 29 | 69 | 6 | 13 | 19 | | | | | | | 46 | 42 | 88 |
| Post Diploma in Rehabilitation | 13 | 21 | 34 | 10 | 11 | 21 | | | | | | | 23 | 32 | 55 |
| Sub-Total | 239 | 135 | 374 | 218 | 106 | 324 | 137 | 58 | 195 | 75 | 48 | 123 | 669 | 347 | 1016 |
| Department of Psychology and Education | | | | | | | | | | | | | | | |
| B.Ed. Guidance and Counselling | 22 | 15 | 37 | 19 | 25 | 44 | | | | | | | 41 | 40 | 81 |
| Sub-Total | 22 | 15 | 37 | 19 | 25 | 44 | | | | | | | 41 | 40 | 81 |
| FACULTY TOTAL | 584 | 484 | 1068 | 566 | 397 | 963 | 455 | 326 | 781 | 350 | 227 | 577 | 1955 | 1434 | 3389 |

C. FACULTY OF AGRICULTURE EDUCATION (UNDERGRADUATES)

| FACULTY OF AGRICULTURE EDUCATION | 1ST YEAR | | | 2ND YEAR | | | 3RD YEAR | | | 4TH YEAR | | | TOTAL | | |
|--|------------|-----------|------------|------------|-----------|------------|------------|-----------|------------|------------|-----------|------------|-------------|------------|-------------|
| | M | F | T | M | F | T | M | F | T | M | F | T | M | F | T |
| Department of Agriculture Education | | | | | | | | | | | | | | | |
| B.Sc. Agriculture Education | 297 | 40 | 337 | 343 | 29 | 372 | 316 | 29 | 345 | 283 | 27 | 310 | 1239 | 125 | 1364 |
| Sub-Total | 297 | 40 | 337 | 343 | 29 | 372 | 316 | 29 | 345 | 283 | 27 | 310 | 1239 | 125 | 1364 |
| FACULTY TOTAL | 297 | 40 | 337 | 343 | 29 | 372 | 316 | 29 | 345 | 283 | 27 | 310 | 1239 | 125 | 1364 |

D. FACULTY OF SCIENCE AND ENVIRONMENT EDUCATION (UNDERGRADUATES)

| FACULTY OF SCIENCE AND ENVIRONMENT EDUCATION | 1ST YEAR | | | 2ND YEAR | | | 3RD YEAR | | | 4TH YEAR | | | TOTAL | | |
|---|------------|------------|------------|------------|------------|------------|------------|------------|------------|------------|-----------|------------|-------------|------------|-------------|
| | M | F | T | M | F | T | M | F | T | M | F | T | M | F | T |
| Department of Science Education | | | | | | | | | | | | | | | |
| BSc. Integrated Science Education | 107 | 11 | 118 | 148 | 18 | 166 | 115 | 11 | 126 | 105 | 5 | 110 | 475 | 45 | 520 |
| B.Sc. Chemistry | 11 | 3 | 14 | | | | | | | | | | 11 | 3 | 14 |
| B.Sc. Biology Science Education | 136 | 63 | 199 | 118 | 39 | 157 | 71 | 30 | 101 | 36 | 5 | 41 | 361 | 137 | 498 |
| Sub-Total | 254 | 77 | 331 | 266 | 57 | 323 | 186 | 41 | 227 | 141 | 10 | 151 | 847 | 185 | 1032 |
| Dept. of Environmental Health & Sanitation Education | | | | | | | | | | | | | | | |
| Post Dip. Env'tal Health and Sanitation Education | 8 | 1 | 9 | | | | | | | | | | 8 | 1 | 9 |
| B.Sc. Environmental Health and Sanitation Education | 140 | 108 | 248 | 122 | 123 | 245 | 121 | 70 | 191 | 87 | 30 | 117 | 470 | 331 | 801 |
| Sub-Total | 148 | 109 | 257 | 122 | 123 | 245 | 121 | 70 | 191 | 87 | 30 | 117 | 478 | 332 | 810 |
| FACULTY TOTAL | 402 | 186 | 588 | 388 | 180 | 568 | 307 | 111 | 418 | 228 | 40 | 268 | 1325 | 517 | 1842 |

Table 6 (Con't)

E. FACULTY OF FOREIGN LANGUAGES EDUCATION AND COMMUNICATION

| FACULTY OF FOREIGN LANG. EDUCATION AND COMMUNICATION | 1ST YEAR | | | 2ND YEAR | | | 3RD YEAR | | | 4TH YEAR | | | TOTAL | | |
|--|------------|------------|------------|------------|------------|------------|------------|------------|------------|------------|------------|------------|------------|------------|-------------|
| | M | F | T | M | F | T | M | F | T | M | F | T | M | F | T |
| Department of French Education | | | | | | | | | | | | | | | |
| B.A. French Education | 69 | 101 | 170 | 103 | 104 | 207 | 72 | 94 | 166 | 76 | 69 | 145 | 320 | 368 | 688 |
| Sub-Total | 69 | 101 | 170 | 103 | 104 | 207 | 72 | 94 | 166 | 76 | 69 | 145 | 320 | 368 | 688 |
| Department of English Education | | | | | | | | | | | | | | | |
| B.A. English Education | 79 | 105 | 184 | 115 | 112 | 227 | 108 | 81 | 189 | 121 | 85 | 206 | 423 | 383 | 806 |
| Sub-Total | 79 | 105 | 184 | 115 | 112 | 227 | 108 | 81 | 189 | 121 | 85 | 206 | 423 | 383 | 806 |
| FACULTY TOTAL | 148 | 206 | 354 | 218 | 216 | 434 | 180 | 175 | 355 | 197 | 154 | 351 | 743 | 751 | 1494 |

F. FACULTY OF GHANAIAN LANGUAGES EDUCATION

| FACULTY OF GHANAIAN LANGUAGES EDUCATION | 1ST YEAR | | | 2ND YEAR | | | 3RD YEAR | | | 4TH YEAR | | | TOTAL | | |
|--|------------|------------|------------|------------|------------|------------|------------|------------|------------|------------|------------|------------|-------------|------------|-------------|
| | M | F | T | M | F | T | M | F | T | M | F | T | M | F | T |
| Department of Ga-Dangme Education | | | | | | | | | | | | | | | |
| B.A. Ga Education | 5 | 4 | 9 | 1 | 2 | 3 | 1 | 1 | 2 | 4 | 3 | 7 | 11 | 10 | 21 |
| B.A. Dangme Education | 37 | 26 | 63 | 30 | 26 | 56 | 6 | 10 | 16 | 7 | 10 | 17 | 80 | 72 | 152 |
| Sub-Total | 42 | 30 | 72 | 31 | 28 | 59 | 7 | 11 | 18 | 11 | 13 | 24 | 91 | 82 | 173 |
| Department of Gur-Gonja Education | | | | | | | | | | | | | | | |
| B.A. Dagaare Education | 17 | 2 | 19 | 11 | 0 | 11 | 4 | 4 | 8 | 8 | 1 | 9 | 40 | 7 | 47 |
| B.A. Dagbani Education | 139 | 26 | 165 | 198 | 36 | 234 | 141 | 16 | 157 | 56 | 9 | 65 | 534 | 87 | 621 |
| B. A. Gonja Education | 37 | 22 | 59 | 75 | 29 | 104 | 29 | 10 | 39 | 11 | 1 | 12 | 152 | 62 | 214 |
| B.A. Gurune Education | 7 | 4 | 11 | 16 | 12 | 28 | 44 | 10 | 54 | 40 | 24 | 64 | 107 | 50 | 157 |
| B.A. Kasem Education | 5 | 7 | 12 | 18 | 3 | 21 | 12 | 4 | 16 | 6 | 1 | 7 | 41 | 15 | 56 |
| B.A. Kusaal Education | 26 | 8 | 34 | 24 | 4 | 28 | 49 | 1 | 50 | | | | 99 | 13 | 112 |
| Sub-Total | 231 | 69 | 300 | 342 | 84 | 426 | 279 | 45 | 324 | 121 | 36 | 157 | 973 | 234 | 1207 |
| Department of Ewe Education | | | | | | | | | | | | | | | |
| B.A. Ewe Education | 26 | 26 | 52 | 25 | 28 | 53 | 26 | 15 | 41 | 26 | 17 | 43 | 103 | 86 | 189 |
| Sub-Total | 26 | 26 | 52 | 25 | 28 | 53 | 26 | 15 | 41 | 26 | 17 | 43 | 103 | 86 | 189 |
| Department of Akan-Nzema | | | | | | | | | | | | | | | |
| B.A. Twi Education | 94 | 52 | 146 | 121 | 46 | 167 | 127 | 68 | 195 | 81 | 45 | 126 | 423 | 211 | 634 |
| B.A. Fante Education | 19 | 14 | 33 | 20 | 14 | 34 | 13 | 9 | 22 | 18 | 8 | 26 | 70 | 45 | 115 |
| B.A. Nzema Education | 8 | 6 | 14 | 7 | 3 | 10 | 0 | 4 | 4 | 2 | 3 | 5 | 17 | 16 | 33 |
| Sub-Total | 121 | 72 | 193 | 148 | 63 | 211 | 140 | 81 | 221 | 101 | 56 | 157 | 510 | 272 | 782 |
| FACULTY TOTAL | 420 | 197 | 617 | 546 | 203 | 749 | 452 | 152 | 604 | 259 | 122 | 381 | 1677 | 674 | 2351 |

Table 6 (Con't)

G. FACULTY OF BUSINESS EDUCATION (UNDERGRADUATES)

| FACULTY OF BUSINESS EDUCATION | 1ST YEAR | | | 2ND YEAR | | | 3RD YEAR | | | 4TH YEAR | | | TOTAL | | |
|--|-------------|------------|-------------|------------|------------|-------------|------------|------------|-------------|------------|------------|-------------|-------------|-------------|-------------|
| | M | F | T | M | F | T | M | F | T | M | F | T | M | F | T |
| Department of Accounting Education | | | | | | | | | | | | | | | |
| B.Sc. Accounting Studies Education | 503 | 153 | 656 | 216 | 128 | 344 | 225 | 117 | 342 | 235 | 107 | 342 | 1179 | 505 | 1684 |
| B.Sc. Administration (Accounting) | 51 | 18 | 69 | 74 | 22 | 96 | 82 | 36 | 118 | 106 | 36 | 142 | 313 | 112 | 425 |
| B.Sc. Administration (Banking and Finance) | 13 | 1 | 14 | 10 | 7 | 17 | 10 | 5 | 15 | 4 | 3 | 7 | 37 | 16 | 53 |
| B.Sc. Administration (Business Information Systems) | 5 | 1 | 6 | 6 | 1 | 7 | 5 | 2 | 7 | 1 | 1 | 2 | 17 | 5 | 22 |
| B.Sc. Administration (Procurement and Supply Chain Mgt.) | 12 | 4 | 16 | | | | | | | | | | 12 | 4 | 16 |
| Post Dip. Accounting Studies Education | | | | 27 | 9 | 36 | 77 | 17 | 94 | 72 | 15 | 87 | 176 | 41 | 217 |
| Post Dip. B.Sc. Administration (Accounting) | | | | 1 | 1 | 2 | 4 | 0 | 4 | 25 | 22 | 47 | 30 | 23 | 53 |
| Post Dip. B.Sc. Administration (Banking and Finance) | | | | | | | 5 | 3 | 8 | 1 | 0 | 1 | 6 | 3 | 9 |
| Post Dip. B.Sc. Administration (Procurement and Supply Chain Mgt.) | | | | | | | 17 | 9 | 26 | 16 | 11 | 27 | 33 | 20 | 53 |
| Sub-Total | 584 | 177 | 761 | 334 | 168 | 502 | 425 | 189 | 614 | 460 | 195 | 655 | 1803 | 729 | 2532 |
| Department of Management Education | | | | | | | | | | | | | | | |
| B.Sc. Management Education | 352 | 201 | 553 | 203 | 110 | 313 | 200 | 116 | 316 | 138 | 83 | 221 | 893 | 510 | 1403 |
| BBA Secretarial Education | 47 | 41 | 88 | 170 | 62 | 232 | 40 | 28 | 68 | 15 | 15 | 30 | 272 | 146 | 418 |
| BBA Secretarial with French | | | | | | | | | | 3 | 3 | 6 | 3 | 3 | 6 |
| BBA Executive Office Administration (Evening) | 7 | 18 | 25 | 12 | 11 | 23 | 5 | 11 | 16 | 1 | 7 | 8 | 25 | 47 | 72 |
| B.Sc. Marketing (Evening) | 16 | 1 | 17 | 10 | 0 | 10 | 20 | 8 | 28 | 3 | 3 | 6 | 49 | 12 | 61 |
| BBA Management (Evening) | 50 | 39 | 89 | 62 | 52 | 114 | 78 | 59 | 137 | 49 | 55 | 104 | 239 | 205 | 444 |
| Sub-Total | 472 | 300 | 772 | 457 | 235 | 692 | 343 | 222 | 565 | 209 | 166 | 375 | 1481 | 923 | 2404 |
| FACULTY TOTAL | 1056 | 477 | 1533 | 791 | 403 | 1194 | 768 | 411 | 1179 | 669 | 361 | 1030 | 3284 | 1652 | 4936 |

H. SCHOOL OF CREATIVE ARTS (UNDERGRADUATES)

| SCHOOL OF CREATIVE ARTS EDUCATION | 1ST YEAR | | | 2ND YEAR | | | 3RD YEAR | | | 4TH YEAR | | | TOTAL | | |
|-------------------------------------|------------|-----------|------------|------------|-----------|------------|------------|-----------|------------|------------|-----------|------------|------------|------------|------------|
| | M | F | T | M | F | T | M | F | T | M | F | T | M | F | T |
| Department of Art Education | | | | | | | | | | | | | | | |
| B.A. Art Education | 192 | 41 | 233 | 195 | 47 | 242 | 227 | 57 | 284 | 167 | 48 | 215 | 781 | 193 | 974 |
| Post Dip. B.A. Art Education | 8 | 6 | 14 | 18 | 13 | 31 | 1 | 1 | 2 | | | | 27 | 20 | 47 |
| Sub-Total | 192 | 41 | 233 | 195 | 47 | 242 | 227 | 57 | 284 | 167 | 48 | 215 | 781 | 193 | 974 |
| Department of Graphic Design | | | | | | | | | | | | | | | |
| B.A. Graphic Design | 117 | 26 | 143 | 107 | 18 | 125 | 112 | 17 | 129 | 114 | 28 | 142 | 450 | 89 | 539 |
| Sub-Total | 117 | 26 | 143 | 107 | 18 | 125 | 112 | 17 | 129 | 114 | 28 | 142 | 450 | 89 | 539 |
| Department of Theatre Arts | | | | | | | | | | | | | | | |
| B.A. Theatre Arts | 19 | 24 | 43 | 21 | 22 | 43 | 16 | 23 | 39 | 26 | 21 | 47 | 82 | 90 | 172 |

Table 6 (Con't)

| SCHOOL OF CREATIVE ARTS EDUCATION | 1ST YEAR | | | 2ND YEAR | | | 3RD YEAR | | | 4TH YEAR | | | TOTAL | | |
|--------------------------------------|------------|------------|------------|------------|------------|------------|------------|------------|------------|------------|-----------|------------|-------------|------------|-------------|
| | M | F | T | M | F | T | M | F | T | M | F | T | M | F | T |
| Diploma Theatre Arts | 3 | 12 | 15 | 4 | 12 | 16 | | | | | | | 7 | 24 | 31 |
| Post-Dip Theatre Art | 0 | 3 | 3 | | | | | | | | | | 0 | 3 | 3 |
| Sub-Total | 22 | 39 | 61 | 25 | 34 | 59 | 16 | 23 | 39 | 26 | 21 | 47 | 89 | 117 | 206 |
| Department of Music Education | | | | | | | | | | | | | | | |
| B.A. Music Education | 69 | 12 | 81 | 78 | 6 | 84 | 63 | 3 | 66 | 0 | 0 | 0 | 210 | 21 | 231 |
| B.A. Music | 18 | 3 | 21 | 20 | 1 | 21 | 25 | 0 | 25 | 13 | 0 | 13 | 76 | 4 | 80 |
| Post- Diploma in Music | | | | 11 | 2 | 13 | 2 | 0 | 2 | 0 | 0 | 0 | 13 | 2 | 15 |
| Post-Diploma B.A. (Music) | | | | | | | 7 | 0 | 7 | 6 | 0 | 6 | 13 | 0 | 13 |
| Diploma in Music | 24 | 5 | 29 | 18 | 4 | 22 | | | | | | | 42 | 9 | 51 |
| Sub-Total | 111 | 20 | 131 | 127 | 13 | 140 | 97 | 3 | 100 | 19 | 0 | 19 | 354 | 36 | 390 |
| FACULTY TOTAL | 442 | 126 | 568 | 454 | 112 | 566 | 452 | 100 | 552 | 326 | 97 | 423 | 1674 | 435 | 2109 |

I. FACULTY OF TECHNICAL EDUCATION (UNDERGRADUATES)

| FACULTY OF TECHNICAL EDUCATION | 1ST YEAR | | | 2ND YEAR | | | 3RD YEAR | | | 4TH YEAR | | | TOTAL | | |
|---|------------|-----------|------------|------------|-----------|------------|------------|-----------|------------|------------|-----------|------------|-------------|------------|-------------|
| | M | F | T | M | F | T | M | F | T | M | F | T | M | F | T |
| Department of ICT Education | | | | | | | | | | | | | | | |
| B.Sc. Information Technology Education | 379 | 63 | 442 | 254 | 59 | 313 | 259 | 78 | 337 | 274 | 39 | 313 | 1166 | 239 | 1405 |
| B.Sc. Information Technology (evening) | 70 | 2 | 72 | 127 | 10 | 137 | 99 | 11 | 110 | 98 | 12 | 110 | 394 | 35 | 429 |
| Sub-Total | 449 | 65 | 514 | 381 | 69 | 450 | 358 | 89 | 447 | 372 | 51 | 423 | 1560 | 274 | 1834 |
| Department of Construction and Wood Technology Education | | | | | | | | | | | | | | | |
| B.Sc. Construction Technology Education | 79 | 3 | 82 | 83 | 0 | 83 | 136 | 5 | 141 | 121 | 2 | 123 | 419 | 10 | 429 |
| B.Sc. Wood Technology Education | 5 | 0 | 5 | 16 | 0 | 16 | 27 | 0 | 27 | 14 | 1 | 15 | 62 | 1 | 63 |
| Sub-Total | 84 | 3 | 87 | 99 | 0 | 99 | 163 | 5 | 168 | 135 | 3 | 138 | 481 | 11 | 492 |
| Department of Automotive and Electrical Technology Education | | | | | | | | | | | | | | | |
| B.Sc. Electrical/Electronic Technology Education | 20 | 0 | 20 | 33 | 1 | 34 | 20 | 0 | 20 | 43 | 2 | 45 | 116 | 3 | 119 |
| B.Sc. Automotive Technology Education | 8 | 0 | 8 | 23 | 0 | 23 | 19 | 0 | 19 | 26 | 0 | 26 | 76 | 0 | 76 |
| B.Sc. Electrical/Electronic Technology Education - Distance | 26 | 2 | 28 | 46 | 1 | 47 | 60 | 2 | 62 | 63 | 2 | 65 | 195 | 7 | 202 |
| B.Sc. Automotive Technology Education - Distance | 10 | 0 | 10 | 31 | 0 | 31 | 27 | 0 | 27 | 35 | 0 | 35 | 103 | 0 | 103 |
| Sub-Total | 64 | 2 | 66 | 133 | 2 | 135 | 126 | 2 | 128 | 167 | 4 | 171 | 490 | 10 | 500 |
| Department of Mechanical Technology Education | | | | | | | | | | | | | | | |
| Post Diploma B.Sc. Mechanical Engineering Education | 8 | 0 | 8 | | | | 5 | 0 | 5 | 3 | 0 | 3 | 16 | 0 | 16 |
| B.Sc. Mechanical Engineering Education | 17 | 0 | 17 | 21 | 3 | 24 | 22 | 0 | 22 | 18 | 0 | 18 | 78 | 3 | 81 |
| Sub-Total | 25 | 0 | 25 | 21 | 3 | 24 | 27 | 0 | 27 | 21 | 0 | 21 | 94 | 3 | 97 |
| FACULTY TOTAL | 622 | 70 | 692 | 634 | 74 | 708 | 674 | 96 | 770 | 695 | 58 | 753 | 2625 | 298 | 2923 |

Table 6 (Con't)

J. FACULTY OF VOCATIONAL EDUCATION (UNDERGRADUATES)

| FACULTY OF VOCATIONAL EDUCATION | 1ST YEAR | | | 2ND YEAR | | | 3RD YEAR | | | 4TH YEAR | | | TOTAL | | |
|---|-----------|------------|------------|-----------|------------|------------|-----------|------------|------------|-----------|------------|------------|------------|-------------|-------------|
| | M | F | T | M | F | T | M | F | T | M | F | T | M | F | T |
| Department of Catering and Hospitality Education | | | | | | | | | | | | | | | |
| B.Sc. Catering and Hospitality Education (Distance) | 1 | 108 | 109 | 5 | 83 | 88 | 8 | 196 | 204 | 8 | 232 | 240 | 22 | 619 | 641 |
| B.Sc. Catering and Hospitality Education (regular) | 6 | 82 | 88 | 6 | 90 | 96 | 3 | 58 | 61 | 3 | 63 | 66 | 18 | 293 | 311 |
| Sub-Total | 7 | 190 | 197 | 11 | 173 | 184 | 11 | 254 | 265 | 11 | 295 | 306 | 40 | 912 | 952 |
| Department of Fashion and Textiles Technology | | | | | | | | | | | | | | | |
| B.Sc. Fashion Design and Textiles (Distance) | 3 | 78 | 81 | 6 | 108 | 114 | 14 | 116 | 130 | 16 | 114 | 130 | 39 | 416 | 455 |
| B.Sc. Fashion Design and Textiles (regular) | 7 | 20 | 27 | 12 | 34 | 46 | 12 | 29 | 41 | 1 | 23 | 24 | 32 | 106 | 138 |
| Sub-Total | 10 | 98 | 108 | 18 | 142 | 160 | 26 | 145 | 171 | 17 | 137 | 154 | 71 | 522 | 593 |
| FACULTY TOTAL | 17 | 288 | 305 | 29 | 315 | 344 | 37 | 399 | 436 | 28 | 432 | 460 | 111 | 1434 | 1545 |

K. FACULTY OF SCIENCE EDUCATION (UNDERGRADUATES)

| FACULTY OF SCIENCE EDUCATION | 1ST YEAR | | | 2ND YEAR | | | 3RD YEAR | | | 4TH YEAR | | | TOTAL | | |
|---|------------|------------|------------|------------|------------|------------|------------|------------|------------|-----------|------------|------------|------------|------------|------------|
| | M | F | T | M | F | T | M | F | T | M | F | T | M | F | T |
| Department of Mathematics Education | | | | | | | | | | | | | | | |
| Post. Dip. B.Sc. Mathematics | | | | 17 | 6 | 23 | | | | | | | 17 | 6 | 23 |
| Bsc. Mathematics Education | | | 207 | 19 | 226 | 176 | 20 | 196 | 157 | 16 | 173 | 189 | 27 | 216 | 729 |
| Sub-Total | | | 207 | 19 | 226 | 193 | 26 | 219 | 157 | 16 | 173 | 189 | 27 | 216 | 834 |
| Department of Health Administration & Education | | | | | | | | | | | | | | | |
| B.Sc. Health Admin. And Education | 15 | 6 | 21 | 12 | 4 | 16 | 26 | 0 | 26 | 20 | 3 | 23 | 73 | 13 | 86 |
| Sub-Total | 15 | 6 | 21 | 12 | 4 | 16 | 26 | 0 | 26 | 20 | 3 | 23 | 73 | 13 | 86 |
| Dept. of Health, Physical Education, Recreation and Sports | | | | | | | | | | | | | | | |
| B.Sc. Sport Coaching | 3 | 0 | 3 | 10 | 0 | 10 | 7 | 0 | 7 | 7 | 0 | 7 | 27 | 0 | 27 |
| B.Sc. Physical Education | 115 | 25 | 140 | 108 | 22 | 130 | 104 | 10 | 114 | 87 | 10 | 97 | 414 | 67 | 481 |
| Diploma in Coaching | 11 | 5 | 16 | 8 | 5 | 13 | | | | | | | 19 | 10 | 29 |
| Post. Dip. B.Sc. (Sport Coaching) | | | | | | | 2 | 1 | 3 | 1 | 0 | 1 | 3 | 1 | 4 |
| Post. Dip. B.Sc. (Physical Education) | | | | 1 | 0 | 1 | 1 | 0 | 1 | | | | 2 | 0 | 2 |
| Sub-Total | 129 | 30 | 159 | 127 | 27 | 154 | 114 | 11 | 125 | 95 | 10 | 105 | 465 | 78 | 543 |
| Department of Home Economics Education | | | | | | | | | | | | | | | |
| B.Sc. Home Economics Education | 12 | 104 | 116 | 21 | 105 | 126 | 11 | 125 | 136 | 11 | 97 | 108 | 55 | 431 | 486 |
| Sub-Total | 12 | 104 | 116 | 21 | 105 | 126 | 11 | 125 | 136 | 11 | 97 | 108 | 55 | 431 | 486 |
| Department of Chemistry Education | | | | | | | | | | | | | | | |
| BSc. Chemistry Education | 120 | 28 | 148 | 123 | 18 | 141 | 41 | 5 | 46 | 27 | 2 | 29 | 311 | 53 | 364 |
| Sub-Total | 120 | 28 | 148 | 123 | 18 | 141 | 41 | 5 | 46 | 27 | 2 | 29 | 311 | 53 | 364 |
| Department of Physics Education | | | | | | | | | | | | | | | |
| B.Sc. Physics Education | 77 | 6 | 83 | 61 | 11 | 72 | 27 | 3 | 30 | 22 | 3 | 25 | 187 | 23 | 210 |
| Sub-Total | 77 | 6 | 83 | 61 | 11 | 72 | 27 | 3 | 30 | 22 | 3 | 25 | 187 | 23 | 210 |

Table 6 (Con't)

| FACULTY OF SCIENCE EDUCATION | 1ST YEAR | | | 2ND YEAR | | | 3RD YEAR | | | 4TH YEAR | | | TOTAL | | |
|---|-------------|------------|-------------|------------|------------|-------------|------------|------------|------------|------------|------------|------------|-------------|------------|-------------|
| | M | F | T | M | F | T | M | F | T | M | F | T | M | F | T |
| Department of Biology Education | | | | | | | | | | | | | | | |
| BSc. Biology Education | 72 | 33 | 105 | 65 | 17 | 82 | 47 | 24 | 71 | 41 | 11 | 52 | 225 | 85 | 310 |
| Sub-Total | 72 | 33 | 105 | 65 | 17 | 82 | 47 | 24 | 71 | 41 | 11 | 52 | 225 | 85 | 310 |
| Department of Integrated Science Education | | | | | | | | | | | | | | | |
| BSc. Integrated Science Education | 131 | 14 | 145 | 118 | 25 | 143 | 121 | 23 | 144 | 104 | 14 | 118 | 474 | 76 | 550 |
| Sub-Total | 131 | 14 | 145 | 118 | 25 | 143 | 121 | 23 | 144 | 104 | 14 | 118 | 474 | 76 | 550 |
| Department of ICT Education - Winneba Campus | | | | | | | | | | | | | | | |
| BSc. ICT Education | 245 | 24 | 269 | 179 | 13 | 192 | 141 | 15 | 156 | 143 | 15 | 158 | 708 | 67 | 775 |
| Sub-Total | 245 | 24 | 269 | 179 | 13 | 192 | 141 | 15 | 156 | 143 | 15 | 158 | 708 | 67 | 775 |
| FACULTY TOTAL | 1008 | 264 | 1272 | 899 | 246 | 1145 | 685 | 222 | 907 | 652 | 182 | 834 | 3244 | 914 | 4158 |

L. FACULTY OF EDUCATION AND COMMUNICATION SCIENCES (UNDERGRADUATES)

| FACULTY OF EDUCATION AND COMMUNICATION SCIENCES | 1ST YEAR | | | 2ND YEAR | | | 3RD YEAR | | | 4TH YEAR | | | TOTAL | | |
|---|-------------|-------------|-------------|-------------|-------------|-------------|-------------|-------------|-------------|-------------|-------------|-------------|--------------|--------------|--------------|
| | M | F | T | M | F | T | M | F | T | M | F | T | M | F | T |
| Department of Languages Education | | | | | | | | | | | | | | | |
| B.A. Arabic Education | 20 | 2 | 22 | 13 | 1 | 14 | 12 | 1 | 13 | | | | 45 | 4 | 49 |
| B.A. English Education | 63 | 61 | 124 | 56 | 40 | 96 | 52 | 37 | 89 | 18 | 24 | 42 | 189 | 162 | 351 |
| Sub-Total | 83 | 63 | 146 | 69 | 41 | 110 | 64 | 38 | 102 | 18 | 24 | 42 | 234 | 166 | 400 |
| FACULTY TOTAL | 83 | 63 | 146 | 69 | 41 | 110 | 64 | 38 | 102 | 18 | 24 | 42 | 234 | 166 | 400 |
| GRAND TOTAL (FULL-TIME UNDERGRADUATES) | 6724 | 2972 | 9696 | 6264 | 2668 | 8932 | 5750 | 2576 | 8326 | 4754 | 2109 | 6863 | 23492 | 10325 | 33817 |

TABLE 7: FULL-TIME POSTGRADUATE STUDENTS' ENROLMENT - 2016/2017

A. FACULTY OF SOCIAL SCIENCE EDUCATION (POSTGRADUATES)

| FACULTY OF SOCIAL SCIENCES EDUCATION | 1ST YEAR | | | 2ND YEAR | | | 3RD YEAR | | | 4TH YEAR | | | TOTAL | | |
|---|-----------|-----------|-----------|-----------|----------|-----------|----------|---|---|----------|---|---|-----------|-----------|-----------|
| | M | F | T | M | F | T | M | F | T | M | F | T | M | F | T |
| Department of Social Studies Education | | | | | | | | | | | | | | | |
| MPhil. Social Studies | 6 | 5 | 11 | 14 | 7 | 21 | | | | | | | 20 | 12 | 32 |
| Ph.D. Social Studies | 7 | 2 | 9 | 8 | 0 | 8 | | | | | | | 15 | 2 | 17 |
| Sub-Total | 13 | 7 | 20 | 22 | 7 | 29 | | | | | | | 35 | 14 | 49 |
| Centre for Conflict, Human Right and Peace Studies | | | | | | | | | | | | | | | |
| M.Phil. Human Right | 10 | 3 | 13 | 11 | 1 | 12 | | | | | | | 21 | 4 | 25 |
| Sub-Total | 10 | 3 | 13 | 11 | 1 | 12 | | | | | | | 21 | 4 | 25 |
| FACULTY TOTAL | 23 | 10 | 33 | 33 | 8 | 41 | | | | | | | 56 | 18 | 74 |

Table 7 (Con't)

B. FACULTY OF EDUCATIONAL STUDIES (POSTGRADUATES)

| FACULTY OF EDUCATIONAL STUDIES | 1ST YEAR | | | 2ND YEAR | | | 3RD YEAR | | | 4TH YEAR | | | TOTAL | | |
|--|-----------|-----------|-----------|-----------|-----------|-----------|----------|----------|----------|----------|----------|----------|-----------|-----------|------------|
| | M | F | T | M | F | T | M | F | T | M | F | T | M | F | T |
| Department of Special Education | | | | | | | | | | | | | | | |
| MPhil. Special Education | 6 | 11 | 17 | 7 | 6 | 13 | | | | | | | 13 | 17 | 30 |
| Ph.D. Special Education | 3 | 2 | 5 | 2 | 0 | 2 | | | | | | | 5 | 2 | 7 |
| Sub-Total | 9 | 13 | 22 | 9 | 6 | 15 | | | | | | | 18 | 19 | 37 |
| Department of Psychology and Education | | | | | | | | | | | | | | | |
| MPhil Guidance and Counselling | 14 | 9 | 23 | 11 | 8 | 19 | | | | | | | 25 | 17 | 42 |
| Ph.D. Guidance and Counselling | 0 | 5 | 5 | 1 | 2 | 3 | 2 | 1 | 3 | 3 | 1 | 4 | 6 | 9 | 15 |
| Sub-Total | 14 | 14 | 28 | 12 | 10 | 22 | 2 | 1 | 3 | 3 | 1 | 4 | 31 | 26 | 57 |
| Department of Basic Education | | | | | | | | | | | | | | | |
| MPhil. Basic Education | 12 | 7 | 19 | 10 | 2 | 12 | | | | | | | 22 | 9 | 31 |
| Sub-Total | 12 | 7 | 19 | 10 | 2 | 12 | | | | | | | 22 | 9 | 31 |
| Department of Early Childhood Education | | | | | | | | | | | | | | | |
| MPhil. Early Childhood | 8 | 5 | 13 | | | | | | | | | | 8 | 5 | 13 |
| Sub-Total | 8 | 5 | 13 | | | | | | | | | | 8 | 5 | 13 |
| Department of Educational Administration and Management | | | | | | | | | | | | | | | |
| MPhil. Educational Administration and Management | 8 | 6 | 14 | 7 | 8 | 15 | | | | | | | 15 | 14 | 29 |
| Sub-Total | 8 | 6 | 14 | 7 | 8 | 15 | | | | | | | 15 | 14 | 29 |
| FACULTY TOTAL | 51 | 45 | 96 | 38 | 26 | 64 | 2 | 1 | 3 | 3 | 1 | 4 | 94 | 73 | 167 |

C. FACULTY OF GHANAIAN LANGUAGES EDUCATION

| FACULTY OF GHANAIAN LANGUAGES EDUCATION | 1ST YEAR | | | 2ND YEAR | | | 3RD YEAR | | | 4TH YEAR | | | TOTAL | | |
|--|-----------|----------|-----------|-----------|----------|-----------|----------|---|---|----------|---|---|-----------|-----------|-----------|
| | M | F | T | M | F | T | M | F | T | M | F | T | M | F | T |
| Department of Gur-Gonja Education | | | | | | | | | | | | | | | |
| MPhil. Ghanaian Languages Education | 22 | 7 | 29 | 16 | 6 | 22 | | | | | | | 38 | 13 | 51 |
| Sub-Total | 22 | 7 | 29 | 16 | 6 | 22 | | | | | | | 38 | 13 | 51 |
| FACULTY TOTAL | 22 | 7 | 29 | 16 | 6 | 22 | | | | | | | 38 | 13 | 51 |

D. FACULTY OF FOREIGN LANGUAGES EDUCATION AND COMMUNICATION (POSTGRADUATES)

| FACULTY OF FOREIGN LANGUAGES EDUCATION AND COMMUNICATION | 1ST YEAR | | | 2ND YEAR | | | 3RD YEAR | | | 4TH YEAR | | | TOTAL | | |
|--|----------|----------|-----------|----------|----------|-----------|----------|----------|----------|----------|----------|----------|-----------|-----------|-----------|
| | M | F | T | M | F | T | M | F | T | M | F | T | M | F | T |
| Department of French Education | | | | | | | | | | | | | | | |
| PhD in French | | | | 2 | 0 | 2 | 1 | 0 | 1 | 4 | 0 | 4 | 7 | 0 | 7 |
| MPhil. French Education | 4 | 0 | 4 | 3 | 0 | 3 | | | | | | | 7 | 0 | 7 |
| Sub-Total | 4 | 0 | 4 | 5 | 0 | 5 | 1 | 0 | 1 | 4 | 0 | 4 | 14 | 0 | 14 |
| Department of English Education | | | | | | | | | | | | | | | |
| MPhil. English Education | 8 | 5 | 13 | 8 | 9 | 17 | | | | | | | 16 | 14 | 30 |
| Sub-Total | 8 | 5 | 13 | 8 | 9 | 17 | | | | | | | 16 | 14 | 30 |

Table 7 (Con't)

| FACULTY OF FOREIGN LANGUAGES EDUCATION AND COMMUNICATION | 1ST YEAR | | | 2ND YEAR | | | 3RD YEAR | | | 4TH YEAR | | | TOTAL | | |
|--|-----------|-----------|-----------|-----------|-----------|-----------|----------|----------|-----------|-----------|----------|-----------|-----------|-----------|------------|
| | M | F | T | M | F | T | M | F | T | M | F | T | M | F | T |
| Department of Applied Linguistics | | | | | | | | | | | | | | | |
| MPhil. Applied Linguistics | 3 | 1 | 4 | 4 | 6 | 10 | 4 | 7 | 11 | 3 | 3 | 6 | 14 | 17 | 31 |
| PhD Applied Linguistics | | | | 1 | 3 | 4 | 2 | 0 | 2 | 4 | 0 | 4 | 7 | 3 | 10 |
| Sub-Total | 3 | 1 | 4 | 5 | 9 | 14 | 6 | 7 | 13 | 7 | 3 | 10 | 21 | 20 | 41 |
| Department of Communication and Media Studies | | | | | | | | | | | | | | | |
| M.A. Business Communication | 5 | 5 | 10 | | | | | | | | | | 5 | 5 | 10 |
| M.A. Communication Skills | 2 | 0 | 2 | | | | | | | | | | 2 | 0 | 2 |
| M.A. Media Studies | 4 | 4 | 8 | | | | | | | | | | 4 | 4 | 12 |
| MPhil. Business Communication | | | | 5 | 4 | 9 | | | | | | | 5 | 4 | 9 |
| MPhil. Communication Skills | | | | 4 | 3 | 7 | | | | | | | 4 | 3 | 7 |
| MPhil. Media Studies | | | | 3 | 1 | 4 | | | | | | | 3 | 1 | 16 |
| Sub-Total | 11 | 9 | 20 | 12 | 8 | 20 | | | | | | | 23 | 17 | 40 |
| FACULTY TOTAL | 26 | 15 | 41 | 30 | 26 | 56 | 7 | 7 | 14 | 11 | 3 | 14 | 74 | 51 | 125 |

E. SCHOOL OF CREATIVE ARTS (POSTGRADUATES)

| SCHOOL OF CREATIVE ARTS EDUCATION | 1ST YEAR | | | 2ND YEAR | | | 3RD YEAR | | | 4TH YEAR | | | TOTAL | | |
|--------------------------------------|-----------|----------|-----------|-----------|----------|-----------|-----------|----------|-----------|----------|----------|----------|-----------|----------|-----------|
| | M | F | T | M | F | T | M | F | T | M | F | T | M | F | T |
| Department of Music Education | | | | | | | | | | | | | | | |
| MPhil. Music | 7 | 1 | 8 | 8 | 0 | 8 | | | 0 | | | 0 | 15 | 1 | 16 |
| Ph.D. Arts and Culture | 14 | 2 | 16 | 10 | 1 | 11 | 12 | 3 | 15 | 5 | 1 | 6 | 41 | 7 | 48 |
| Sub-Total | 21 | 3 | 24 | 18 | 1 | 19 | 12 | 3 | 15 | 5 | 1 | 6 | 56 | 8 | 64 |
| FACULTY TOTAL | 21 | 3 | 24 | 18 | 1 | 19 | 12 | 3 | 15 | 5 | 1 | 6 | 56 | 8 | 64 |

F. FACULTY OF TECHNICAL EDUCATION (POSTGRADUATES)

| FACULTY OF TECHNICAL EDUCATION | 1ST YEAR | | | 2ND YEAR | | | 3RD YEAR | | | 4TH YEAR | | | TOTAL | | |
|---|-----------|----------|-----------|-----------|----------|-----------|----------|---|---|----------|---|---|-----------|----------|-----------|
| | M | F | T | M | F | T | M | F | T | M | F | T | M | F | T |
| Department of Construction and Wood Technology | | | | | | | | | | | | | | | |
| M.Phil. Construction Technology Education | 33 | 1 | 34 | 15 | 0 | 15 | | | | | | | 48 | 1 | 49 |
| M.Phil. Wood Technology Education | 6 | 0 | 6 | 1 | 0 | 1 | | | | | | | 7 | 0 | 7 |
| Sub-Total | 39 | 1 | 40 | 16 | 0 | 16 | | | | | | | 55 | 1 | 56 |
| FACULTY TOTAL | 39 | 1 | 40 | 16 | 0 | 16 | | | | | | | 55 | 1 | 56 |

G. FACULTY OF BUSINESS EDUCATION (POSTGRADUATES)

| FACULTY OF BUSINESS EDUCATION | 1ST YEAR | | | 2ND YEAR | | | 3RD YEAR | | | 4TH YEAR | | | TOTAL | | |
|---|-----------|-----------|-----------|-----------|-----------|-----------|----------|---|---|----------|---|---|-----------|-----------|-----------|
| | M | F | T | M | F | T | M | F | T | M | F | T | M | F | T |
| Department of Management Education | | | | | | | | | | | | | | | |
| MBA Organisational Behaviour and HRM | 19 | 9 | 28 | 11 | 15 | 26 | | | | | | | 30 | 24 | 54 |
| MBA Marketing (evening) | 4 | 4 | 8 | 8 | 1 | 9 | | | | | | | 12 | 5 | 17 |
| Sub-Total | 23 | 13 | 36 | 19 | 16 | 35 | | | | | | | 42 | 29 | 71 |

Table 7 (Con't)

| FACULTY OF BUSINESS EDUCATION | 1ST YEAR | | | 2ND YEAR | | | 3RD YEAR | | | 4TH YEAR | | | TOTAL | | |
|---|-----------|-----------|-----------|-----------|-----------|-----------|----------|---|---|----------|---|---|------------|-----------|------------|
| | M | F | T | M | F | T | M | F | T | M | F | T | M | F | T |
| Department of Accounting Education | | | | | | | | | | | | | | | |
| MBA Accounting | 20 | 4 | 24 | 13 | 9 | 22 | | | | | | | 33 | 13 | 46 |
| MBA Finance | 17 | 5 | 22 | 9 | 7 | 16 | | | | | | | 26 | 12 | 38 |
| Sub-Total | 37 | 9 | 46 | 22 | 16 | 38 | | | | | | | 59 | 25 | 84 |
| FACULTY TOTAL | 60 | 22 | 82 | 41 | 32 | 73 | | | | | | | 101 | 54 | 155 |

H. FACULTY OF SCIENCE EDUCATION (POSTGRADUATES)

| FACULTY OF SCIENCE EDUCATION | 1ST YEAR | | | 2ND YEAR | | | 3RD YEAR | | | 4TH YEAR | | | TOTAL | | |
|---|-----------|-----------|-----------|-----------|----------|-----------|----------|----------|----------|----------|---|---|-----------|-----------|-----------|
| | M | F | T | M | F | T | M | F | T | M | F | T | M | F | T |
| Department of Mathematics Education | | | | | | | | | | | | | | | |
| MPhil. Mathematics Education | 21 | 4 | 25 | 17 | 6 | 23 | | | | | | | 38 | 10 | 48 |
| Sub-Total | 21 | 4 | 25 | 17 | 6 | 23 | | | | | | | 38 | 10 | 48 |
| Dept. of Health, Physical Education, Recreation and Sports | | | | | | | | | | | | | | | |
| MPhil HPERS | 2 | 0 | 2 | 2 | 0 | 2 | 3 | 0 | 3 | | | | 7 | 0 | 7 |
| Sub-Total | 2 | 0 | 2 | 2 | 0 | 2 | 3 | 0 | 3 | | | | 7 | 0 | 7 |
| Department of Home Economics Education | | | | | | | | | | | | | | | |
| MPhil. Home Economics | 1 | 12 | 13 | 0 | 6 | 6 | | | | | | | 1 | 18 | 19 |
| Sub-Total | 1 | 12 | 13 | 0 | 6 | 6 | | | | | | | 1 | 18 | 19 |
| Department of Science Education | | | | | | | | | | | | | | | |
| PhD. Science Education | 1 | 0 | 1 | 2 | 1 | 3 | | | | | | | 3 | 1 | 4 |
| MPhil. Science Education | 5 | 5 | 10 | 9 | 4 | 13 | | | | | | | 14 | 9 | 23 |
| Sub-Total | 6 | 5 | 11 | 11 | 5 | 16 | | | | | | | 17 | 10 | 27 |

I. FACULTY OF EDUCATION AND COMMUNICATION SCIENCES (POSTGRADUATES)

| FACULTY OF EDUCATION AND COMMUNICATION SCIENCES | 1ST YEAR | | | 2ND YEAR | | | 3RD YEAR | | | 4TH YEAR | | | TOTAL | | |
|---|-----------|----------|-----------|-----------|----------|-----------|----------|----------|----------|----------|---|---|-----------|-----------|-----------|
| | M | F | T | M | F | T | M | F | T | M | F | T | M | F | T |
| Department of Educational Leadership | | | | | | | | | | | | | | | |
| MPhil. Educational Leadership | 15 | 1 | 16 | 8 | 7 | 15 | | | | | | | 23 | 8 | 31 |
| PhD. Educational Leadership | 4 | 1 | 5 | 2 | 2 | 4 | 4 | 0 | 4 | | | | 10 | 3 | 13 |
| Sub-Total | 19 | 2 | 21 | 10 | 9 | 19 | 4 | 0 | 4 | | | | 33 | 11 | 44 |
| FACULTY TOTAL | 19 | 2 | 21 | 10 | 9 | 19 | 4 | 0 | 4 | | | | 33 | 11 | 44 |

J. FACULTY OF AGRICULTURE EDUCATION (POSTGRADUATES)

| FACULTY OF AGRICULTURE EDUCATION | 1ST YEAR | | | 2ND YEAR | | | 3RD YEAR | | | 4TH YEAR | | | TOTAL | | |
|--|------------|------------|------------|------------|------------|------------|-----------|-----------|-----------|-----------|----------|-----------|------------|------------|------------|
| | M | F | T | M | F | T | M | F | T | M | F | T | M | F | T |
| Department of Agriculture Education | | | | | | | | | | | | | | | |
| M.Phil. Agriculture Education | 4 | 1 | 5 | 4 | 1 | 5 | 7 | 0 | 7 | 4 | 0 | 4 | 19 | 2 | 21 |
| Ph.D. Agriculture Education | 0 | 1 | 1 | | | | | | | | | | 0 | 1 | 1 |
| Sub-Total | 4 | 2 | 6 | 4 | 1 | 5 | 7 | 0 | 7 | 4 | 0 | 4 | 19 | 3 | 22 |
| FACULTY TOTAL | 4 | 2 | 6 | 4 | 1 | 5 | 7 | 0 | 7 | 4 | 0 | 4 | 19 | 3 | 22 |
| GRAND TOTAL (POSTGRADUATE) | 295 | 128 | 423 | 236 | 126 | 362 | 35 | 11 | 46 | 23 | 5 | 28 | 589 | 270 | 859 |

TABLE 8: DISTANCE STUDENTS' ENROLMENT, 2016/20167

A. DIPLOMA IN BASIC EDUCATION

| CENTRE | DIPLOMA IN BASIC EDUCATION | | | | | | | | | | | |
|--------------------|----------------------------|------------|--------------|-----------------|--------------|--------------|-----------------|------------|--------------|--------------|--------------|--------------|
| | LEVEL 100 (316) | | | LEVEL 200 (315) | | | LEVEL 300 (314) | | | SUB TOTAL | | |
| | M | F | T | M | F | T | M | F | T | M | F | T |
| ACCRA ACADEMY | 61 | 88 | 149 | 128 | 137 | 265 | 69 | 75 | 144 | 258 | 300 | 558 |
| ACCRA ATTRACO | 26 | 56 | 82 | 58 | 88 | 146 | 55 | 77 | 132 | 139 | 221 | 360 |
| ACCRA HIGH | | | | | | | | | | | | |
| ASAMANKESE | 6 | 15 | 21 | 10 | 14 | 24 | | | | 16 | 29 | 45 |
| ASSIN FOSO | 11 | 5 | 16 | 20 | 14 | 34 | 13 | 15 | 28 | 44 | 34 | 78 |
| ATEBUBU | 47 | 58 | 105 | 111 | 52 | 163 | 60 | 36 | 96 | 218 | 146 | 364 |
| AXIM | 37 | 31 | 68 | 76 | 50 | 126 | 53 | 27 | 80 | 166 | 108 | 274 |
| BECHEM | 11 | 6 | 17 | 20 | 18 | 38 | 17 | 18 | 35 | 48 | 42 | 90 |
| CAPE COAST | 15 | 11 | 26 | 24 | 26 | 50 | 16 | 16 | 32 | 55 | 53 | 108 |
| DAMBAI | 19 | 7 | 26 | 47 | 14 | 61 | 16 | 8 | 24 | 82 | 29 | 111 |
| DENU | 15 | 23 | 38 | 23 | 7 | 30 | | | | 38 | 30 | 68 |
| EJSU | 10 | 7 | 17 | 12 | 11 | 23 | | | | 22 | 18 | 40 |
| ENCHI | 23 | 13 | 36 | 36 | 25 | 61 | 28 | 6 | 34 | 87 | 44 | 131 |
| HO | 19 | 26 | 45 | 36 | 40 | 76 | 8 | 4 | 12 | 63 | 70 | 133 |
| HOHOE | 23 | 21 | 44 | 38 | 52 | 90 | 10 | 8 | 18 | 71 | 81 | 152 |
| KOFORIDUA | 19 | 21 | 40 | 30 | 47 | 77 | 44 | 32 | 76 | 93 | 100 | 193 |
| KUMASI GIRLS | 11 | 10 | 21 | 15 | 7 | 22 | 21 | 24 | 45 | 47 | 41 | 88 |
| KUMASI UEW | 88 | 89 | 177 | 176 | 186 | 362 | 145 | 160 | 305 | 409 | 435 | 844 |
| MAMPONG | 4 | 2 | 6 | 12 | 7 | 19 | | | | 16 | 9 | 25 |
| NAVRONGO | 37 | 47 | 84 | 69 | 52 | 121 | 41 | 40 | 81 | 147 | 139 | 286 |
| NKAWKAW | 7 | 18 | 25 | 33 | 33 | 66 | 20 | 37 | 57 | 60 | 88 | 148 |
| OBUASI | 19 | 22 | 41 | 27 | 29 | 56 | 22 | 20 | 42 | 68 | 71 | 139 |
| ODUMASE-KROBO | 2 | 1 | 3 | 3 | 2 | 5 | | | | 5 | 3 | 8 |
| SEFWI WIASO | 14 | 7 | 21 | 6 | 4 | 10 | | | | 20 | 11 | 31 |
| SEKONDI | 20 | 21 | 41 | 30 | 41 | 71 | 16 | 23 | 39 | 66 | 85 | 151 |
| SOGAKOPE | 8 | 5 | 13 | 16 | 13 | 29 | 24 | 10 | 34 | 48 | 28 | 76 |
| SUNYANI | 23 | 25 | 48 | 37 | 45 | 82 | 23 | 35 | 58 | 83 | 105 | 188 |
| TAMALE (BATCO) | 85 | 89 | 174 | 197 | 199 | 396 | 72 | 62 | 134 | 354 | 350 | 704 |
| TAMALE (NOBISCO) | | | | | | | | | | | | 0 |
| TARKWA | 29 | 31 | 60 | 40 | 24 | 64 | 12 | 18 | 30 | 81 | 73 | 154 |
| TECHIMAN | 51 | 60 | 111 | 173 | 116 | 289 | 101 | 79 | 180 | 325 | 255 | 580 |
| TEMA | 13 | 30 | 43 | 25 | 37 | 62 | 7 | 21 | 28 | 45 | 88 | 133 |
| WA | 22 | 38 | 60 | 41 | 33 | 74 | 15 | 22 | 37 | 78 | 93 | 171 |
| WINNEBA | 49 | 46 | 95 | 101 | 99 | 200 | 91 | 65 | 156 | 241 | 210 | 451 |
| YENDI | 19 | 18 | 37 | 16 | 8 | 24 | | | | 35 | 26 | 61 |
| GRAND TOTAL | 843 | 947 | 1,790 | 1,686 | 1,530 | 3,216 | 999 | 938 | 1,937 | 3,528 | 3,415 | 6,943 |

Table 8 (Con't)

B. DIPLOMA IN EARLY CHILDHOOD EDUCATION

| CENTRE | DIPLOMA IN EARLY CHILDHOOD EDUCATION | | | | | | | | | | | |
|--------------------|--------------------------------------|------------|------------|-----------------|------------|------------|-----------------|------------|------------|------------|--------------|--------------|
| | LEVEL 100 (316) | | | LEVEL 200 (315) | | | LEVEL 300 (314) | | | SUB TOTAL | | |
| | M | F | T | M | F | T | M | F | T | M | F | T |
| ACCRA ACADEMY | 6 | 72 | 78 | 6 | 107 | 113 | 2 | 83 | 85 | 14 | 262 | 276 |
| ACCRA ATTRACO | 2 | 28 | 30 | 1 | 24 | 25 | | | | 3 | 52 | 55 |
| ATEBUBU | 1 | 3 | 4 | 0 | 1 | 1 | | | | 1 | 4 | 5 |
| CAPE COAST | 4 | 6 | 10 | 3 | 21 | 24 | 0 | 11 | 11 | 7 | 38 | 45 |
| HO | 1 | 13 | 14 | 7 | 32 | 39 | 3 | 17 | 20 | 11 | 62 | 73 |
| HOHOE | 0 | 15 | 15 | 3 | 7 | 10 | | | 0 | 3 | 22 | 25 |
| KOFORIDUA | 1 | 15 | 16 | 1 | 23 | 24 | 1 | 12 | 13 | 3 | 50 | 53 |
| KUMASI GIRLS | 6 | 33 | 39 | 0 | 12 | 12 | 6 | 56 | 62 | 12 | 101 | 113 |
| KUMASI UEW | | | | 6 | 35 | 41 | | | | 6 | 35 | 41 |
| NAVRONGO | 2 | 12 | 14 | 8 | 37 | 45 | 10 | 9 | 19 | 20 | 58 | 78 |
| NKAWKAW | 1 | 4 | 5 | 3 | 7 | 10 | | | | 4 | 11 | 15 |
| SEKONDI | 0 | 22 | 22 | 3 | 43 | 46 | 1 | 35 | 36 | 4 | 100 | 104 |
| SOGAKOPE | 0 | 6 | 6 | 1 | 4 | 5 | | | | 1 | 10 | 11 |
| SUNYANI | 1 | 17 | 18 | 4 | 26 | 30 | 1 | 4 | 5 | 6 | 47 | 53 |
| TAMALE (BATCO) | 2 | 31 | 33 | 20 | 61 | 81 | 7 | 13 | 20 | 29 | 105 | 134 |
| TECHIMAN | 1 | 18 | 19 | 5 | 36 | 41 | 1 | 19 | 20 | 7 | 73 | 80 |
| TEMA | 0 | 22 | 22 | 2 | 12 | 14 | | | | 2 | 34 | 36 |
| WA | 3 | 18 | 21 | 3 | 18 | 21 | 3 | 7 | 10 | 9 | 43 | 52 |
| WINNEBA | 2 | 32 | 34 | 16 | 71 | 87 | 9 | 33 | 42 | 27 | 136 | 163 |
| GRAND TOTAL | 33 | 367 | 400 | 92 | 577 | 669 | 44 | 299 | 343 | 169 | 1,243 | 1,412 |

C. DIPLOMA IN ACCOUNTING STUDIES

| CENTRE | DIPLOMA IN ACCOUNTING STUDIES | | | | | | | | | | | |
|--------------------|-------------------------------|-----------|-----------|-----------------|-----------|------------|-----------------|-----------|-----------|------------|-----------|------------|
| | LEVEL 100 (316) | | | LEVEL 200 (315) | | | LEVEL 300 (314) | | | SUB TOTAL | | |
| | M | F | T | M | F | T | M | F | T | M | F | T |
| ACCRA ACADEMY | 6 | 2 | 8 | 24 | 7 | 31 | 6 | 5 | 11 | 36 | 14 | 50 |
| CAPE COAST | 1 | 0 | 1 | 2 | 0 | 2 | 3 | 1 | 4 | 6 | 1 | 7 |
| HO | 4 | 2 | 6 | 8 | 3 | 11 | 5 | 3 | 8 | 17 | 8 | 25 |
| KOFORIDUA | 2 | 3 | 5 | 3 | 3 | 6 | 5 | 2 | 7 | 10 | 8 | 18 |
| KUMASI GIRLS SHS | 6 | 4 | 10 | 11 | 1 | 12 | 2 | 1 | 3 | 19 | 6 | 25 |
| NAVRONGO | 5 | 2 | 7 | 5 | 6 | 11 | 3 | 1 | 4 | 13 | 9 | 22 |
| SEKONDI | 3 | 4 | 7 | 8 | 3 | 11 | 4 | 1 | 5 | 15 | 8 | 23 |
| SUNYANI | 2 | 0 | 2 | 2 | 1 | 3 | 2 | 1 | 3 | 6 | 2 | 8 |
| TAMALE (BATCO) | | | | 6 | 5 | 11 | 8 | 0 | 8 | 14 | 5 | 19 |
| TAMALE (NOBISCO) | 3 | 1 | 4 | | | | | | | 3 | 1 | 4 |
| TECHIMAN | 3 | 2 | 5 | 4 | 8 | 12 | 4 | 1 | 5 | 11 | 11 | 22 |
| WA | 2 | 0 | 2 | 3 | 3 | 6 | 2 | 0 | 2 | 7 | 3 | 10 |
| WINNEBA | 5 | 2 | 7 | 17 | 4 | 21 | 7 | 1 | 8 | 29 | 7 | 36 |
| GRAND TOTAL | 42 | 22 | 64 | 93 | 44 | 137 | 51 | 17 | 68 | 186 | 83 | 269 |

Table 8 (Con't)

D. DIPLOMA IN MANAGEMENT STUDIES

| CENTRE | DIPLOMA IN MANAGEMENT STUDIES | | | | | | | | | | | |
|--------------------|-------------------------------|------------|------------|-----------------|------------|------------|-----------------|-----------|------------|------------|------------|------------|
| | LEVEL 100 (316) | | | LEVEL 200 (315) | | | LEVEL 300 (314) | | | SUB TOTAL | | |
| | M | F | T | M | F | T | M | F | T | M | F | T |
| ACCRA ACADEMY | 19 | 22 | 41 | 18 | 23 | 41 | 6 | 10 | 16 | 43 | 55 | 98 |
| CAPE COAST | 1 | 6 | 7 | 4 | 4 | 8 | 1 | 2 | 3 | 6 | 12 | 18 |
| HO | 5 | 11 | 16 | 10 | 5 | 15 | 3 | 3 | 6 | 18 | 19 | 37 |
| KOFORIDUA | 2 | 1 | 3 | 0 | 10 | 10 | 1 | 3 | 4 | 3 | 14 | 17 |
| KUMASI GIRLS SHS | 4 | 11 | 15 | 8 | 12 | 20 | 6 | 10 | 16 | 18 | 33 | 51 |
| NAVRONGO | 4 | 9 | 13 | 2 | 12 | 14 | 6 | 3 | 9 | 12 | 24 | 36 |
| SEKONDI | 4 | 7 | 11 | 13 | 19 | 32 | 1 | 6 | 7 | 18 | 32 | 50 |
| SUNYANI | 0 | 8 | 8 | 1 | 3 | 4 | 1 | 3 | 4 | 2 | 14 | 16 |
| TAMALE (BATCO) | | | | 4 | 13 | 17 | 2 | 11 | 13 | 6 | 24 | 30 |
| TAMALE (NOBISCO) | 5 | 9 | 14 | | | | | | | 5 | 9 | 14 |
| TECHIMAN | 4 | 5 | 9 | 7 | 20 | 27 | 3 | 7 | 10 | 14 | 32 | 46 |
| WA | 6 | 10 | 16 | 1 | 8 | 9 | 3 | 4 | 7 | 10 | 22 | 32 |
| WINNEBA | 10 | 9 | 19 | 16 | 31 | 47 | 7 | 14 | 21 | 33 | 54 | 87 |
| GRAND TOTAL | 64 | 108 | 172 | 84 | 160 | 244 | 40 | 76 | 116 | 188 | 344 | 532 |

E. 1-YEAR DIPLOMA IN EDUCATION

| CENTRE | 1-YEAR DIPLOMA IN EDUCATION | | | | | |
|--------------------|-----------------------------|------------|------------|------------|------------|------------|
| | LEVEL 100 (316) | | | SUB TOTAL | | |
| | M | F | T | M | F | T |
| ACCRA ACADEMY | 22 | 3 | 25 | 22 | 3 | 25 |
| ACCRA ATTRACO | 13 | 11 | 24 | 13 | 11 | 24 |
| BECHEM | 2 | - | 2 | 2 | - | 2 |
| CAPE COAST | 3 | 6 | 9 | 3 | 6 | 9 |
| DAMBAI | 1 | - | 1 | 1 | - | 1 |
| DENU | 10 | 8 | 18 | 10 | 8 | 18 |
| HO | 22 | 11 | 33 | 22 | 11 | 33 |
| HOHOE | 26 | 9 | 35 | 26 | 9 | 35 |
| KOFORIDUA | 28 | 10 | 38 | 28 | 10 | 38 |
| KUMASI UEW | 58 | 25 | 83 | 58 | 25 | 83 |
| NAVRONGO | 22 | 9 | 31 | 22 | 9 | 31 |
| NKAWKAW | 20 | 5 | 25 | 20 | 5 | 25 |
| OBUASI | 4 | 4 | 8 | 4 | 4 | 8 |
| SEKONDI | 12 | 3 | 15 | 12 | 3 | 15 |
| SOGAKOPE | 5 | 1 | 6 | 5 | 1 | 6 |
| SUNYANI | 18 | 7 | 25 | 18 | 7 | 25 |
| TAMALE (BATCO) | 72 | 44 | 116 | 72 | 44 | 116 |
| TARKWA | 3 | 3 | 6 | 3 | 3 | 6 |
| TECHIMAN | 12 | 5 | 17 | 12 | 5 | 17 |
| TEMA | 6 | 6 | 12 | 6 | 6 | 12 |
| WA | 47 | 18 | 65 | 47 | 18 | 65 |
| WINNEBA | 13 | 6 | 19 | 13 | 6 | 19 |
| GRAND TOTAL | 419 | 194 | 613 | 419 | 194 | 613 |

Table 8 (Con't)

F. 4-YEAR B.ED. IN BASIC EDUCATION

| CENTRE | 4-YEAR B.ED. IN BASIC EDUCATION | | | | | |
|--------------------|---------------------------------|------------|------------|------------|------------|------------|
| | LEVEL 100 (316) | | | SUB TOTAL | | |
| | M | F | T | M | F | T |
| ACCRA ACADEMY | 57 | 71 | 128 | 57 | 71 | 128 |
| CAPE COAST | 3 | 0 | 3 | 3 | 0 | 3 |
| HO | 8 | 5 | 13 | 8 | 5 | 13 |
| KOFORIDUA | 13 | 9 | 22 | 13 | 9 | 22 |
| KUMASI GIRLS | 45 | 31 | 76 | 45 | 31 | 76 |
| SEKONDI | 14 | 5 | 19 | 14 | 5 | 19 |
| SUNYANI | 6 | 9 | 15 | 6 | 9 | 15 |
| TAMALE (BATCO) | 7 | 3 | 10 | 7 | 3 | 10 |
| TECHIMAN | 13 | 9 | 22 | 13 | 9 | 22 |
| WA | 3 | 1 | 4 | 3 | 1 | 4 |
| WINNEBA | 17 | 12 | 29 | 17 | 12 | 29 |
| Grand Total | 186 | 155 | 341 | 186 | 155 | 341 |

G. 4-YEAR B.ED. IN EARLY CHILDHOOD EDUCATION

| CENTRE | 4-YEAR B.ED. IN EARLY CHILDHOOD EDUCATION | | | | | |
|--------------------|---|-----------|-----------|-----------|-----------|-----------|
| | LEVEL 100 (316) | | | SUB TOTAL | | |
| | M | F | T | M | F | T |
| ACCRA ACADEMY | 1 | 29 | 30 | 1 | 29 | 30 |
| CAPE COAST | 0 | 1 | 1 | 0 | 1 | 1 |
| HO | 3 | 6 | 9 | 3 | 6 | 9 |
| KOFORIDUA | 0 | 3 | 3 | 0 | 3 | 3 |
| KUMASI GIRLS | 1 | 13 | 14 | 1 | 13 | 14 |
| SEKONDI | 0 | 1 | 1 | 0 | 1 | 1 |
| SUNYANI | 0 | 2 | 2 | 0 | 2 | 2 |
| TAMALE (BATCO) | 0 | 1 | 1 | 0 | 1 | 1 |
| TECHIMAN | 1 | 1 | 2 | 1 | 1 | 2 |
| WA | 0 | 5 | 5 | 0 | 5 | 5 |
| WINNEBA | 1 | 13 | 14 | 1 | 13 | 14 |
| Grand Total | 7 | 75 | 82 | 7 | 75 | 82 |

H. 4-YEAR BBA IN ACCOUNTING STUDIES

| CENTRE | 4-YEAR BBA IN ACCOUNTING STUDIES | | | | | |
|--------------------|----------------------------------|-----------|-----------|-----------|-----------|-----------|
| | LEVEL 100 (316) | | | SUB TOTAL | | |
| | M | F | T | M | F | T |
| ACCRA ACADEMY | 11 | 7 | 18 | 11 | 7 | 18 |
| HO | 2 | 0 | 2 | 2 | 0 | 2 |
| KOFORIDUA | 6 | 2 | 8 | 6 | 2 | 8 |
| KUMASI GIRLS | 7 | 5 | 12 | 7 | 5 | 12 |
| NAVRONGO | 2 | 1 | 3 | 2 | 1 | 3 |
| SEKONDI | 4 | 1 | 5 | 4 | 1 | 5 |
| SUNYANI | 2 | 1 | 3 | 2 | 1 | 3 |
| TAMALE (NOBISCO) | 3 | 0 | 3 | 3 | 0 | 3 |
| TECHIMAN | 4 | 4 | 8 | 4 | 4 | 8 |
| WA | 0 | 1 | 1 | 0 | 1 | 1 |
| WINNEBA | 7 | 5 | 12 | 7 | 5 | 12 |
| Grand Total | 48 | 27 | 75 | 48 | 27 | 75 |

Table 8 (Con't)

I. 4-YEAR BBA IN HUMAN RESOURCE MANAGEMENT

| CENTRE | 4-YEAR BBA IN HUMAN RESOURCE MGT. | | | | | |
|--------------------|-----------------------------------|-----------|------------|-----------|-----------|------------|
| | LEVEL 100 (316) | | | SUB TOTAL | | |
| | M | F | T | M | F | T |
| ACCRA ACADEMY | 22 | 20 | 42 | 22 | 20 | 42 |
| CAPE COAST | 1 | 1 | 2 | 1 | 1 | 2 |
| HO | 4 | 9 | 13 | 4 | 9 | 13 |
| KOFORIDUA | 1 | 2 | 3 | 1 | 2 | 3 |
| KUMASI GIRLS | 10 | 9 | 19 | 10 | 9 | 19 |
| SEKONDI | 0 | 2 | 2 | 0 | 2 | 2 |
| SUNYANI | 3 | 7 | 10 | 3 | 7 | 10 |
| TAMALE (NOBISCO) | 5 | 1 | 6 | 5 | 1 | 6 |
| TECHIMAN | 2 | 7 | 9 | 2 | 7 | 9 |
| WA | 0 | 2 | 2 | 0 | 2 | 2 |
| WINNEBA | 6 | 13 | 19 | 6 | 13 | 19 |
| Grand Total | 54 | 73 | 127 | 54 | 73 | 127 |

J. 4-YEAR B.A. IN ENGLISH LANGUAGE EDUCATION

| CENTRE | 4-YEAR B.A. IN ENGLISH LANGUAGE EDUCATION | | | | | |
|--------------------|---|-----------|-----------|-----------|-----------|-----------|
| | LEVEL 100 (316) | | | SUB TOTAL | | |
| | M | F | T | M | F | T |
| ACCRA HIGH | 7 | 9 | 16 | 7 | 9 | 16 |
| HO | 4 | 2 | 6 | 4 | 2 | 6 |
| KOFORIDUA | 1 | 2 | 3 | 1 | 2 | 3 |
| KUMASI GIRLS | 6 | 6 | 12 | 6 | 6 | 12 |
| SEKONDI | 1 | 1 | 2 | 1 | 1 | 2 |
| SUNYANI | 1 | 0 | 1 | 1 | 0 | 1 |
| TECHIMAN | 3 | 2 | 5 | 3 | 2 | 5 |
| WINNEBA | 2 | 2 | 4 | 2 | 2 | 4 |
| Grand Total | 25 | 24 | 49 | 25 | 24 | 49 |

K. 4-YEAR B.A. IN SOCIAL STUDIES EDUCATION

| CENTRE | 4-YEAR B.A. IN SOCIAL STUDIES EDUCATION | | | | | |
|--------------------|---|-----------|-----------|-----------|-----------|-----------|
| | LEVEL 100 (316) | | | SUB TOTAL | | |
| | M | F | T | M | F | T |
| ACCRA HIGH | 23 | 6 | 29 | 23 | 6 | 29 |
| CAPE COAST | 3 | 0 | 3 | 3 | 0 | 3 |
| HO | 6 | 0 | 6 | 6 | 0 | 6 |
| KOFORIDUA | 6 | 2 | 8 | 6 | 2 | 8 |
| KUMASI GIRLS | 9 | 2 | 11 | 9 | 2 | 11 |
| SEKONDI | 3 | 0 | 3 | 3 | 0 | 3 |
| SUNYANI | 1 | 1 | 2 | 1 | 1 | 2 |
| TAMALE (NOBISCO) | 6 | 0 | 6 | 6 | 0 | 6 |
| TECHIMAN | 9 | 5 | 14 | 9 | 5 | 14 |
| WA | 1 | 1 | 2 | 1 | 1 | 2 |
| WINNEBA | 8 | 6 | 14 | 8 | 6 | 14 |
| Grand Total | 75 | 23 | 98 | 75 | 23 | 98 |

Table 8 (Con't)
L. 4-YEAR B.SC. IN MATHEMATICS EDUCATION

| CENTRE | 4-YEAR B.SC. IN MATHEMATICS EDUCATION | | | | | |
|--------------------|---------------------------------------|----------|-----------|-----------|----------|-----------|
| | LEVEL 100 (316) | | | SUB TOTAL | | |
| | M | F | T | M | F | T |
| ACCRA HIGH | 13 | 0 | 13 | 13 | 0 | 13 |
| HO | 3 | 1 | 4 | 3 | 1 | 4 |
| KOFORIDUA | 5 | 1 | 6 | 5 | 1 | 6 |
| KUMASI GIRLS | 5 | 2 | 7 | 5 | 2 | 7 |
| SEKONDI | 2 | 0 | 2 | 2 | 0 | 2 |
| SUNYANI | 1 | 0 | 1 | 1 | 0 | 1 |
| TAMALE (NOBISCO) | 2 | 0 | 2 | 2 | 0 | 2 |
| TECHIMAN | 3 | 0 | 3 | 3 | 0 | 3 |
| WINNEBA | 5 | 0 | 5 | 5 | 0 | 5 |
| Grand Total | 39 | 4 | 43 | 39 | 4 | 43 |

M. 3-YEAR POST DIPLOMA B.ED. IN BASIC EDUCATION

| CENTRE | 3-YEAR POST DIPLOMA (B.ED.) IN BASIC EDUCATION | | | | | |
|--------------------|--|-----------|-----------|-----------|-----------|-----------|
| | YEAR 1(416 GRP) | | | SUB TOTAL | | |
| | M | F | T | M | F | T |
| ACCRA ACADEMY | 3 | 9 | 12 | 3 | 9 | 12 |
| CAPE COAST | 1 | 0 | 1 | 1 | - | 1 |
| KOFORIDUA | 0 | 2 | 2 | - | 2 | 2 |
| KUMASI GIRLS | 0 | 2 | 2 | - | 2 | 2 |
| NAVRONGO | 1 | 1 | 2 | 1 | 1 | 2 |
| SEKONDI | 1 | 1 | 2 | 1 | 1 | 2 |
| TAMALE (BATCO) | 16 | 26 | 42 | 16 | 26 | 42 |
| TECHIMAN | 0 | 1 | 1 | - | 1 | 1 |
| WA | 1 | 2 | 3 | 1 | 2 | 3 |
| GRAND TOTAL | 23 | 44 | 67 | 23 | 44 | 67 |

N. POST-DIPLOMA B.ED. IN BASIC EDUCATION

| CENTRE | POST DIPLOMA (B. ED.) IN BASIC EDUCATION | | | | | | | | |
|---------------|--|----|----|------------------|----|----|-----------|-----|-----|
| | YEAR 1 (416 GRP) | | | YEAR 2 (415 GRP) | | | SUB TOTAL | | |
| | M | F | T | M | F | T | M | F | T |
| ACCRA ACADEMY | 15 | 38 | 53 | 21 | 48 | 69 | 36 | 86 | 122 |
| ACCRA ATTRAGO | 15 | 80 | 95 | 17 | 69 | 86 | 32 | 149 | 181 |
| ACCRA HIGH | | | | | | | - | - | - |
| ASAMANKESE | 19 | 38 | 57 | 13 | 21 | 34 | 32 | 59 | 91 |
| ASSIN FOSO | 23 | 22 | 45 | 40 | 28 | 68 | 63 | 50 | 113 |
| ATEBUBU | 35 | 18 | 53 | 38 | 24 | 62 | 73 | 42 | 115 |
| AXIM | 18 | 16 | 34 | 9 | 13 | 22 | 27 | 29 | 56 |
| BEHEM | 15 | 46 | 61 | 25 | 33 | 58 | 40 | 79 | 119 |
| CAPE COAST | 22 | 47 | 69 | 24 | 39 | 63 | 46 | 86 | 132 |
| DAMBAI | 14 | 4 | 18 | 21 | 4 | 25 | 35 | 8 | 43 |
| DENU | 5 | 11 | 16 | 9 | 7 | 16 | 14 | 18 | 32 |
| EJISU | 7 | 12 | 19 | 15 | 17 | 32 | 22 | 29 | 51 |
| ENCHI | 10 | 8 | 18 | 10 | 7 | 17 | 20 | 15 | 35 |

Table 8 (Con't)

| CENTRE | POST DIPLOMA (B. ED.) IN BASIC EDUCATION | | | | | | | | | |
|--------------------|--|-------------|-------------|------------------|-------------|-------------|-------------|-------------|-------------|--|
| | YEAR 1 (416 GRP) | | | YEAR 2 (415 GRP) | | | SUB TOTAL | | | |
| | M | F | T | M | F | T | M | F | T | |
| HO | 15 | 21 | 36 | 18 | 35 | 53 | 33 | 56 | 89 | |
| HOOE | 12 | 25 | 37 | 26 | 35 | 61 | 38 | 60 | 98 | |
| KOFORIDUA | 30 | 74 | 104 | 23 | 74 | 97 | 53 | 148 | 201 | |
| KUMASI GIRLS | 6 | 41 | 47 | 21 | 51 | 72 | 27 | 92 | 119 | |
| KUMASI UEW | 53 | 97 | 150 | 94 | 196 | 290 | 147 | 293 | 440 | |
| MAMPONG ASANTE | 11 | 9 | 20 | 18 | 15 | 33 | 29 | 24 | 53 | |
| NAVRONGO | 29 | 37 | 66 | 39 | 31 | 70 | 68 | 68 | 136 | |
| NKAWKAW | 24 | 38 | 62 | 37 | 54 | 91 | 61 | 92 | 153 | |
| OBUASI | 18 | 25 | 43 | 42 | 56 | 98 | 60 | 81 | 141 | |
| ODUMASE-KROBO | 7 | 11 | 18 | 7 | 7 | 14 | 14 | 18 | 32 | |
| SEFWI WIAWSO | 23 | 9 | 32 | 14 | 5 | 19 | 37 | 14 | 51 | |
| SEKONDI | 13 | 50 | 63 | 20 | 43 | 63 | 33 | 93 | 126 | |
| SOGAKOPE | 20 | 17 | 37 | 51 | 37 | 88 | 71 | 54 | 125 | |
| SUNYANI | 48 | 81 | 129 | 57 | 63 | 120 | 105 | 144 | 249 | |
| TAMALE (BATCO) | 63 | 119 | 182 | 123 | 122 | 245 | 186 | 241 | 427 | |
| TAMALE (NOBISCO) | | | | | | | - | - | - | |
| TARKWA | 7 | 29 | 36 | 18 | 32 | 50 | 25 | 61 | 86 | |
| TECHIMAN | 55 | 60 | 115 | 73 | 91 | 164 | 128 | 151 | 279 | |
| TEMA | 5 | 23 | 28 | 8 | 20 | 28 | 13 | 43 | 56 | |
| WA | 24 | 23 | 47 | 30 | 34 | 64 | 54 | 57 | 111 | |
| WINNEBA | 35 | 62 | 97 | 51 | 98 | 149 | 86 | 160 | 246 | |
| YENDI | 43 | 11 | 54 | 8 | 11 | 19 | 51 | 22 | 73 | |
| GRAND TOTAL | 739 | 1202 | 1941 | 1020 | 1420 | 2440 | 1759 | 2622 | 4381 | |

O. POST-DIP. IN EARLY CHILDHOOD EDUCATION

| CENTRE | POST DIPLOMA (B. ED.) IN EARLY CHILDHOOD EDUCATION | | | | | | | | | | | |
|--------------------|--|------------|------------|-------------------|------------|------------|-------------------|------------|------------|-----------|------------|------------|
| | YEAR 1 (416 GRP) | | | YEAR 2A (415 GRP) | | | YEAR 2B (414 GRP) | | | SUB TOTAL | | |
| | M | F | T | M | F | T | M | F | T | M | F | T |
| ACCRA ACADEMY | 0 | 10 | 10 | 1 | 21 | 22 | 1 | 41 | 42 | 2 | 72 | 74 |
| ACCRA ATTRACO | 0 | 30 | 30 | 0 | 12 | 12 | | | | 0 | 42 | 42 |
| CAPE COAST | 1 | 12 | 13 | 0 | 13 | 13 | 1 | 12 | 13 | 2 | 37 | 39 |
| HO | 0 | 4 | 4 | 4 | 10 | 14 | 3 | 7 | 10 | 7 | 21 | 28 |
| HOOE | 1 | 3 | 4 | 1 | 2 | 3 | | | | 2 | 5 | 7 |
| KOFORIDUA | 0 | 10 | 10 | 0 | 22 | 22 | 3 | 23 | 26 | 3 | 55 | 58 |
| KUMASI GIRLS | 2 | 29 | 31 | 2 | 17 | 19 | 2 | 32 | 34 | 6 | 78 | 84 |
| KUMASI UEW | | | | 1 | 15 | 16 | | | | 1 | 15 | 16 |
| NAVRONGO | 0 | 14 | 14 | 2 | 11 | 13 | 2 | 6 | 8 | 4 | 31 | 35 |
| SEKONDI | 0 | 12 | 12 | 1 | 10 | 11 | 0 | 25 | 25 | 1 | 47 | 48 |
| SOGAKOPE | 2 | 5 | 7 | 0 | 1 | 1 | | | | 2 | 6 | 8 |
| SUNYANI | 0 | 2 | 2 | 0 | 7 | 7 | 1 | 4 | 5 | 1 | 13 | 14 |
| TAMALE (BATCO) | 9 | 18 | 27 | 11 | 23 | 34 | 12 | 15 | 27 | 32 | 56 | 88 |
| TECHIMAN | 2 | 6 | 8 | 4 | 17 | 21 | 5 | 20 | 25 | 11 | 43 | 54 |
| TEMA | 0 | 6 | 6 | | | | | | | 0 | 6 | 6 |
| WA | 2 | 7 | 9 | 0 | 12 | 12 | 4 | 10 | 14 | 6 | 29 | 35 |
| WINNEBA | 3 | 25 | 28 | 5 | 32 | 37 | 7 | 35 | 42 | 15 | 92 | 107 |
| GRAND TOTAL | 22 | 193 | 215 | 32 | 225 | 257 | 41 | 230 | 271 | 95 | 648 | 743 |

Table 8 (Con't)

P. POST-DIP. BBA IN ACCOUNTING STUDIES

| CENTRE | POST DIPLOMA (BBA) IN ACCOUNTING STUDIES | | | | | | | | | | | |
|--------------------|--|-----------|------------|-------------------|------------|------------|-------------------|------------|------------|------------|------------|--------------|
| | YEAR 1 (416 GRP) | | | YEAR 2A (415 GRP) | | | YEAR 2B (414 GRP) | | | SUB TOTAL | | |
| | M | F | T | M | F | T | M | F | T | M | F | T |
| ACCRA ACADEMY | 28 | 13 | 41 | 41 | 21 | 62 | 51 | 19 | 70 | 120 | 53 | 173 |
| CAPE COAST | 2 | - | 2 | 2 | 3 | 5 | 9 | 1 | 10 | 13 | 4 | 17 |
| HO | 10 | 2 | 12 | 11 | 3 | 14 | 18 | 5 | 23 | 39 | 10 | 49 |
| KOFORIDUA | 12 | 3 | 15 | 7 | 7 | 14 | 11 | 4 | 15 | 30 | 14 | 44 |
| KUMASI GIRLS SHS | 14 | 5 | 19 | 13 | 5 | 18 | 12 | 8 | 20 | 39 | 18 | 57 |
| NAVRONGO | 8 | 5 | 13 | 10 | 8 | 18 | 31 | 17 | 48 | 49 | 30 | 79 |
| SEKONDI | 3 | 6 | 9 | 2 | 2 | 4 | 15 | 6 | 21 | 20 | 14 | 34 |
| SUNYANI | 5 | 6 | 11 | 9 | 4 | 13 | 16 | 7 | 23 | 30 | 17 | 47 |
| TAMALE (BATCO) | - | - | - | 57 | 26 | 83 | 146 | 59 | 205 | 203 | 85 | 288 |
| TAMALE (NOBISCO) | 31 | 16 | 47 | - | - | - | - | - | - | 31 | 16 | 47 |
| TECHIMAN | 13 | 4 | 17 | 26 | 4 | 30 | 26 | 4 | 30 | 65 | 12 | 77 |
| WA | 21 | 4 | 25 | 22 | 10 | 32 | 43 | 14 | 57 | 86 | 28 | 114 |
| WINNEBA | 11 | 4 | 15 | 26 | 12 | 38 | 24 | 7 | 31 | 61 | 23 | 84 |
| GRAND TOTAL | 158 | 68 | 226 | 226 | 105 | 331 | 402 | 151 | 553 | 786 | 324 | 1,110 |

Q. POST-DIP. BBA IN HUMAN RESOURCE MANAGEMENT

| CENTRE | POST DIPLOMA (BBA) IN HUMAN RESOURCE MANAGEMENT | | | | | | | | | | | |
|--------------------|---|------------|------------|-------------------|------------|------------|-------------------|------------|------------|------------|------------|--------------|
| | YEAR 1 (416 GRP) | | | YEAR 2A (415 GRP) | | | YEAR 2B (414 GRP) | | | SUB TOTAL | | |
| | M | F | T | M | F | T | M | F | T | M | F | T |
| ACCRA ACADEMY | 47 | 69 | 116 | 23 | 55 | 78 | 17 | 31 | 48 | 87 | 155 | 242 |
| CAPE COAST | 5 | 5 | 10 | 2 | 6 | 8 | 6 | 9 | 15 | 13 | 20 | 33 |
| HO | 8 | 8 | 16 | 11 | 6 | 17 | 13 | 9 | 22 | 32 | 23 | 55 |
| KOFORIDUA | 2 | 6 | 8 | 8 | 9 | 17 | 6 | 4 | 10 | 16 | 19 | 35 |
| KUMASI GIRLS SHS | 22 | 17 | 39 | 16 | 11 | 27 | 12 | 15 | 27 | 50 | 43 | 93 |
| NAVRONGO | 9 | 7 | 16 | 10 | 15 | 25 | 12 | 20 | 32 | 31 | 42 | 73 |
| SEKONDI | 8 | 10 | 18 | 10 | 16 | 26 | 5 | 13 | 18 | 23 | 39 | 62 |
| SUNYANI | 8 | 8 | 16 | 8 | 14 | 22 | 5 | 5 | 10 | 21 | 27 | 48 |
| TAMALE (BATCO) | - | - | - | 76 | 59 | 135 | 112 | 88 | 200 | 188 | 147 | 335 |
| TAMALE (NOBISCO) | 56 | 68 | 124 | - | - | - | - | - | - | 56 | 68 | 124 |
| TECHIMAN | 10 | 6 | 16 | 5 | 12 | 17 | 12 | 11 | 23 | 27 | 29 | 56 |
| WA | 5 | 10 | 15 | 9 | 14 | 23 | 9 | 14 | 23 | 23 | 38 | 61 |
| WINNEBA | 16 | 17 | 33 | 16 | 14 | 30 | 8 | 16 | 24 | 40 | 47 | 87 |
| GRAND TOTAL | 196 | 231 | 427 | 194 | 231 | 425 | 217 | 235 | 452 | 607 | 697 | 1,304 |

Table 8 (Con't)

R. POSTGRADUATE PROGRAMMES

| PROGRAMMES | POSTGRADUATE PROGRAMMES BY DISTANCE | | | | | | | | | | | | | | | | | |
|----------------|-------------------------------------|-----------|-----------|--------------------|----------|-----------|----------------|----------|----------|-------------------|-----------|-----------|------------|------------|------------|------------|------------|------------|
| | M.ED. ENGLISH | | | M.ED. MATH-EMATICS | | | M.ED. SCI-ENCE | | | M.ED. MENTOR-SHIP | | | PGDE | | | SUB TOTAL | | |
| | M | F | T | M | F | T | M | F | T | M | F | T | M | F | T | M | F | T |
| ACCRA ACADEMY | | | | | | | | | | | | | 104 | 80 | 184 | 104 | 80 | 184 |
| CAPE COAST | | | | | | | | | | | | | 11 | 9 | 20 | 11 | 9 | 20 |
| HO | | | | | | | | | | | | | 28 | 7 | 35 | 28 | 7 | 35 |
| KUMASI GIRLS | 2 | 4 | 6 | 9 | 1 | 10 | 4 | 0 | 4 | | | | 34 | 15 | 49 | 49 | 20 | 69 |
| NAVRONGO | | | | | | | | | | | | | 3 | 4 | 7 | 3 | 4 | 7 |
| SEKONDI | | | | | | | | | | | | | 33 | 28 | 61 | 33 | 28 | 61 |
| SUNYANI | | | | | | | | | | | | | 20 | 12 | 32 | 20 | 12 | 32 |
| TAMALE (BATCO) | | | | | | | | | | | | | 25 | 15 | 40 | 25 | 15 | 40 |
| TECHIMAN | | | | | | | | | | 9 | 13 | 22 | 8 | 4 | 12 | 17 | 17 | 34 |
| WA | | | | | | | | | | | | | 1 | 0 | 1 | 1 | 0 | 1 |
| WINNEBA | 3 | 9 | 12 | 4 | 1 | 5 | 3 | 2 | 5 | 16 | 19 | 35 | 22 | 6 | 28 | 48 | 37 | 85 |
| TOTAL | 5 | 13 | 18 | 13 | 2 | 15 | 7 | 2 | 9 | 25 | 32 | 57 | 289 | 180 | 469 | 339 | 229 | 568 |

S. TOTAL DISTANCE EDUCATION STUDENTS BY STUDY CENTRES (ALL PROGRAMME)

| Study Centre | Tamale (BATCO) | Accra Academy | Winneba | Kumasi UEW | Techiman | Kumasi Girls | Navrongo | Koforidua | Sunyani |
|---------------------------------|----------------|---------------|---------------|------------|--------------|------------------|------------|---------------|---------|
| Total number of students | 2,234 | 2,032 | 1,462 | 1,424 | 1,309 | 843 | 788 | 716 | 714 |
| Study Centre | Sekondi | Wa | Accra ATTRACO | Ho | Atebubu | Cape Coast | Nkawkaw | Axim | Hohoe |
| Total number of students | 707 | 669 | 662 | 616 | 484 | 440 | 341 | 330 | 317 |
| Study Centre | Obuasi | Tarkwa | Tema | Sogakope | Bechem | Tamale (NOBISCO) | Assin Fosu | Enchi | Dambai |
| Total number of students | 288 | 246 | 243 | 226 | 211 | 206 | 191 | 166 | 155 |
| Study Centre | Asamankese | Yendi | Denu | Ejisu | Sefwi Wiawso | Asante Mampong | Accra High | Odumase Krobo | |
| Total number of students | 136 | 134 | 118 | 91 | 82 | 78 | 58 | 40 | |

Table 8 (Con't)

FIGURE 3: DISTANCE STUDENTS' ENROLMENT BY STUDY CENTRES, 2016/2017

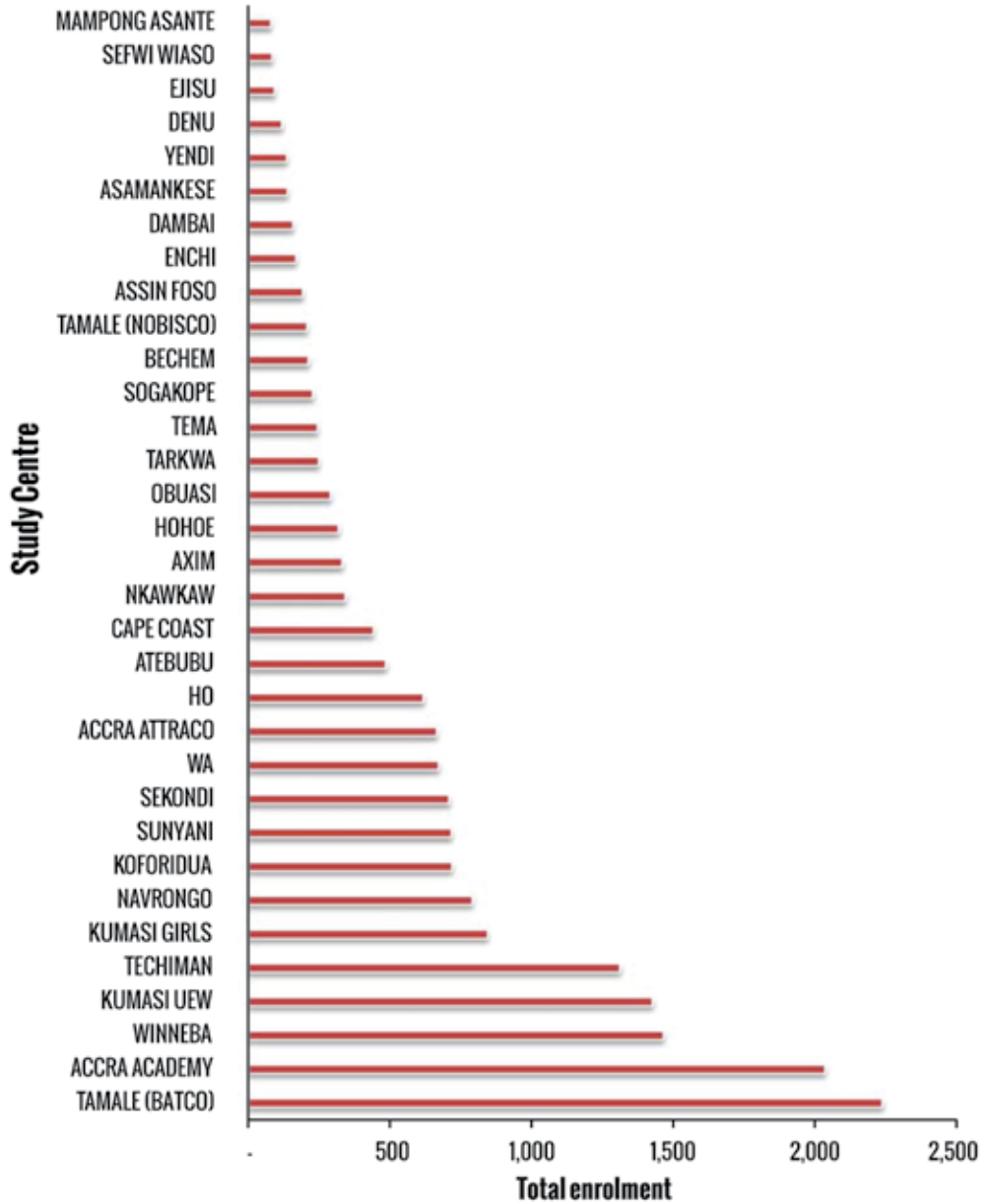


FIGURE 4: DISTANCE STUDENTS' ENROLMENT BY SEX, 2016/2017

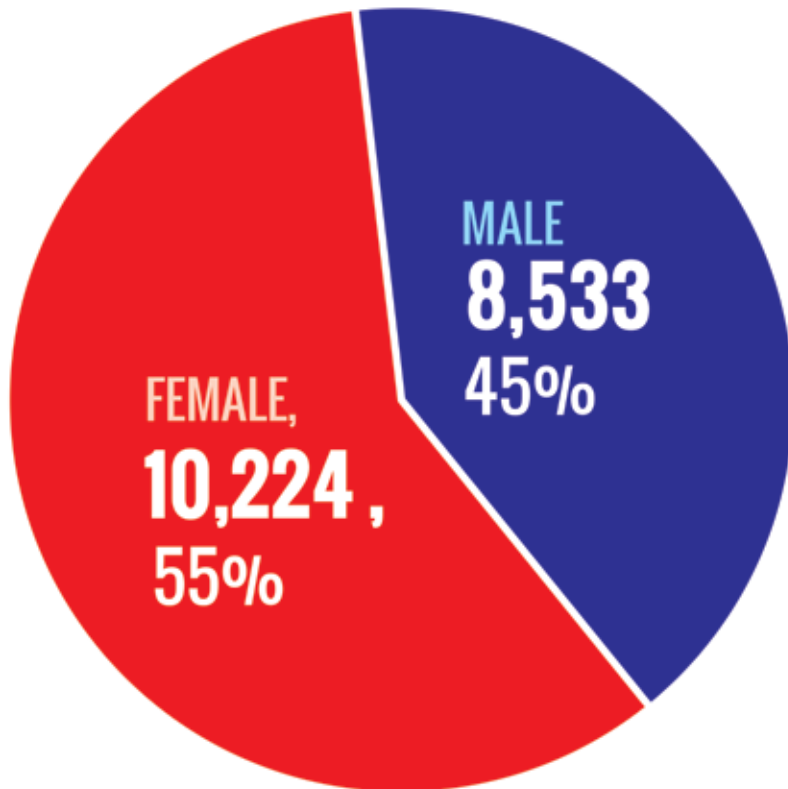


TABLE 9: STUDENTS' ENROLMENT FOR SANDWICH PROGRAMMES BY SEX AND FACULTY, (2016 SANDWICH SESSION)

| Department/Programme | 1st Session | | | 2nd Session | | | 3rd Session | | | 4th Session | | | Total | | |
|---|-------------|-----------|-----------|-------------|-----------|-----------|-------------|--------|-------|-------------|--------|-------|-----------|-----------|------------|
| | Male | Female | Total | Male | Female | Total | Male | Female | Total | Male | Female | Total | Male | Female | Total |
| Winneba Campus | | | | | | | | | | | | | | | |
| Faculty of Science Education | | | | | | | | | | | | | | | |
| Department of Mathematics Education | | | | | | | | | | | | | | | |
| M.Ed. Mathematics | 7 | 3 | 10 | 23 | 5 | 28 | | | | | | | 30 | 8 | 38 |
| Department of Science Education | | | | | | | | | | | | | | | |
| M.Ed. Science Education (pedagogy students) | 11 | 1 | 12 | | | | | | | | | | 11 | 1 | 12 |
| M.Ed. Science Education (regular students) | 18 | 7 | 25 | | | | | | | | | | 18 | 7 | 25 |
| Department of Home Economics Education | | | | | | | | | | | | | | | |
| M.Ed Home Economics | | | | 0 | 12 | 12 | | | | | | | 0 | 12 | 12 |
| Department of HPERS Education | | | | | | | | | | | | | | | |
| M.Ed Physical Education | 9 | 0 | 9 | 14 | 2 | 16 | | | | | | | 23 | 2 | 25 |
| Sub-Total (Science) | 45 | 11 | 56 | 37 | 19 | 56 | | | | | | | 82 | 30 | 112 |
| Faculty of Educational Studies | | | | | | | | | | | | | | | |
| Department of Special Education | | | | | | | | | | | | | | | |
| M.Ed (Special Education) | 8 | 4 | 12 | 5 | 5 | 10 | | | | | | | 13 | 9 | 22 |
| Post Graduate Diploma in Audiology | | | | | | | | | | | | | | | |
| Diploma in Sign Language | | | | | | | | | | | | | | | |
| Cert. in Sign Language | | | | | | | | | | | | | | | |
| Department of Basic Education | | | | | | | | | | | | | | | |
| Diploma in Education | 22 | 13 | 35 | 57 | 33 | 90 | | | | | | | 79 | 46 | 125 |
| Post-Dip (Basic Education) | 16 | 10 | 26 | | | | 39 | 35 | 74 | | | | 55 | 45 | 100 |
| Department of Psychology and Education | | | | | | | | | | | | | | | |
| M.Ed Guidance and Counseling | 15 | 23 | 38 | 29 | 32 | 61 | | | | | | | 44 | 55 | 99 |
| M.Ed School Supervision | 15 | 12 | 27 | 15 | 19 | 34 | | | | | | | 30 | 31 | 61 |

Table 9 (Con't)

| Department/Programme | 1st Session | | | 2nd Session | | | 3rd Session | | | 4th Session | | | Total | | |
|--|-------------|------------|------------|-------------|------------|-------------|-------------|------------|------------|-------------|-----------|-----------|------------|-------------|-------------|
| | Male | Female | Total | Male | Female | Total | Male | Female | Total | Male | Female | Total | Male | Female | Total |
| Postgraduate Diploma in Education | 76 | 34 | 110 | 148 | 75 | 223 | | | | | | | 224 | 109 | 333 |
| Post Diploma Guidance and Counselling | 45 | 35 | 80 | | | | 70 | 71 | 141 | | | | 115 | 106 | 221 |
| Department of Early Childhood Education | | | | | | | | | | | | | | | |
| Certificate in Pre-School | 12 | 43 | 55 | 14 | 63 | 77 | | | | | | | 26 | 106 | 132 |
| Diploma in Early Childhood Education | 54 | 184 | 238 | 73 | 251 | 324 | | | | | | | 127 | 435 | 562 |
| Post Diploma ECCD | | | | | | | 23 | 55 | 78 | 14 | 61 | 75 | 37 | 116 | 153 |
| Educational Administration and Management | | | | | | | | | | | | | | | |
| M.Ed. Administration and Management | 90 | 59 | 149 | 149 | 87 | 236 | | | | | | | 239 | 146 | 385 |
| Sub-Total (Educational Studies) | 353 | 417 | 770 | 490 | 565 | 1055 | 132 | 161 | 293 | 14 | 61 | 75 | 989 | 1204 | 2193 |
| Faculty of Languages Education | | | | | | | | | | | | | | | |
| Department of Applied Linguistics | | | | | | | | | | | | | | | |
| M.Ed Teaching English as a Second Language | 13 | 14 | 27 | 8 | 13 | 21 | | | | | | | 21 | 27 | 48 |
| Department of Ghanaian Language | | | | | | | | | | | | | | | |
| M.A. Ghanaian Language Studies | | | | 7 | 4 | 11 | | | | | | | 7 | 4 | 11 |
| Department of English Education | | | | | | | | | | | | | | | |
| M.A. English | 5 | 4 | 9 | 8 | 10 | 18 | | | | | | | 13 | 14 | 27 |
| Department of French Education | | | | | | | | | | | | | | | |
| M.Ed French | 7 | 5 | 12 | 12 | 6 | 18 | 0 | 0 | 0 | 0 | 0 | | 19 | 11 | 30 |
| M.A. French | | | | | | | | | | | | | | | |
| Diploma in French | 35 | 19 | 54 | 0 | 0 | | 57 | 5 | 62 | 46 | 10 | 56 | 138 | 34 | 172 |
| Certificate in French | | | | | | | | | | | | | | | |
| Department of Communication and Media studies | | | | | | | | | | | | | | | |
| M.A. Business Communication | 6 | 3 | 9 | | | | | | | | | | 6 | 3 | 9 |
| M.A. Media Studies | 2 | 0 | 2 | | | | | | | | | | 2 | 0 | 2 |
| Sub-Total (Languages) | 68 | 45 | 113 | 35 | 33 | 68 | 57 | 5 | 62 | 46 | 10 | 56 | 206 | 93 | 299 |

Table 9 (Con't)

| Department/Programme | 1st Session | | | 2nd Session | | | 3rd Session | | | 4th Session | | | Total | | |
|---|-------------|------------|------------|-------------|------------|-------------|-------------|------------|------------|-------------|-----------|------------|-------------|-------------|-------------|
| | Male | Female | Total | Male | Female | Total | Male | Female | Total | Male | Female | Total | Male | Female | Total |
| Faculty of Social Science Education | | | | | | | | | | | | | | | |
| Department of Social Studies Education | | | | | | | | | | | | | | | |
| M.A. Human Rights | 6 | 8 | 14 | 11 | 4 | 15 | | | | | | | 17 | 12 | 29 |
| M.Ed Social studies | 12 | 7 | 19 | 7 | 12 | 19 | | | | | | | 19 | 19 | 38 |
| Sub-Total (Social Sciences) | 18 | 15 | 33 | 18 | 16 | 34 | | | | | | | 36 | 31 | 67 |
| School of Creative Arts | | | | | | | | | | | | | | | |
| Department of Graphic Design | | | | | | | | | | | | | | | |
| Certificate in Graphic Design | | | | - | - | - | - | - | - | - | - | - | - | - | - |
| Diploma in Graphic Design | | | | 4 | 12 | 16 | | | | | | | 4 | 12 | 16 |
| Department of Music Education | | | | | | | | | | | | | | | |
| M.A. in Music Education | | | | | | | | | | | | | | | |
| M.A. in Arts and Culture | | | | 8 | 2 | 10 | | | | | | | 8 | 2 | 10 |
| Diploma in Music | | | | | | | | | | | | | | | |
| Sub-Total (Creative Arts) | | | | 12 | 14 | 26 | | | | | | | 12 | 14 | 26 |
| sub-total (Winneba) | 484 | 488 | 972 | 592 | 647 | 1239 | 189 | 166 | 355 | 60 | 71 | 131 | 1325 | 1372 | 2697 |
| Kumasi Campus | | | | | | | | | | | | | | | |
| Faculty of Education and Communication Sciences | | | | | | | | | | | | | | | |
| Department of Educational Leadership | | | | | | | | | | | | | | | |
| M.A. in Educational Leadership | 45 | 64 | 109 | 90 | 40 | 130 | | | | | | | 135 | 104 | 239 |
| Department of Interdisciplinary Studies | | | | | | | | | | | | | | | |
| Diploma in Education | 478 | 223 | 701 | 1058 | 423 | 1481 | | | | | | | 1536 | 646 | 2182 |
| Sub-Total (Education and Communication Sciences) | 523 | 287 | 810 | 1148 | 463 | 1611 | | | | | | | 1671 | 750 | 2421 |
| Faculty of Vocational Education | | | | | | | | | | | | | | | |
| Department of Design and Technology Education | | | | | | | | | | | | | | | |
| M.Tech. (Hospitality and Tourism) | 0 | 20 | 20 | 2 | 25 | 27 | | | | | | | 2 | 45 | 47 |

Table 9 (Con't)

| Department/Programme | 1st Session | | | 2nd Session | | | 3rd Session | | | 4th Session | | | Total | | |
|--|-------------|------------|-------------|-------------|-------------|-------------|-------------|------------|------------|-------------|--------|-------|-------------|-------------|-------------|
| | Male | Female | Total | Male | Female | Total | Male | Female | Total | Male | Female | Total | Male | Female | Total |
| M.Tech. (Fashion Design Textile) | 4 | 14 | 18 | 1 | 13 | 14 | | | | | | | 5 | 27 | 32 |
| Sub-Total (Vocational Education) | 4 | 34 | 38 | 3 | 38 | 41 | | | | | | | 7 | 72 | 79 |
| Faculty of Technical Education | | | | | | | | | | | | | | | |
| M.Tech. (Electrical/Electronic Technology) | 9 | 1 | 10 | 17 | 0 | 17 | | | | | | | 26 | 1 | 27 |
| M.Tech. (Mechanical Technology) | 18 | 0 | 18 | 19 | 0 | 19 | | | | | | | 37 | 0 | 37 |
| M.Tech. (Wood Technology) | 3 | 0 | 3 | 4 | 0 | 4 | | | | | | | 7 | 0 | 7 |
| M.Tech. (Construction Technology) | 18 | 0 | 18 | 29 | 4 | 33 | | | | | | | 47 | 4 | 51 |
| Sub-Total (Technical Education) | 48 | 1 | 49 | 69 | 4 | 73 | | | | | | | 117 | 5 | 122 |
| Sub-total (Kumasi) | 575 | 322 | 897 | 1220 | 505 | 1725 | | | | | | | 1795 | 827 | 2622 |
| Mampong Campus | | | | | | | | | | | | | | | |
| Faculty of Agriculture Education | | | | | | | | | | | | | | | |
| Department of Interdisciplinary Studies | | | | | | | | | | | | | | | |
| Dipoma in Education | 153 | 110 | 263 | 492 | 318 | 810 | | | | | | | 645 | 428 | 1073 |
| Sub-Total (Agriculture) | 153 | 110 | 263 | 492 | 318 | 810 | | | | | | | 645 | 428 | 1073 |
| Faculty of Science and Environment Education | | | | | | | | | | | | | | | |
| Department of Environmental Health and Sanitation | | | | | | | | | | | | | | | |
| Dip. in Env'tal Health and Sanitation Educ. | 13 | 12 | 25 | 18 | 12 | 30 | | | | | | | 31 | 24 | 55 |
| Post-Diploma in Env'tal Health and Sanitation Educ. | 27 | 9 | 36 | | | | | | | | | | 27 | 9 | 36 |
| Sub-Total (Science and Environment) | 40 | 21 | 61 | 18 | 12 | 30 | | | | | | | 58 | 33 | 91 |
| Sub-total (Mampong) | 193 | 131 | 324 | 510 | 330 | 840 | | | | | | | 703 | 461 | 1164 |
| TOTAL | 1252 | 941 | 2193 | 2322 | 1482 | 3804 | 189 | 166 | 355 | | | | 3823 | 2660 | 6483 |

TABLE 10: SUMMARY OF STUDENTS' ENROLMENT, 2016/2017

| Mode of Study | Undergraduates | | | Postgraduates | | | Total | | |
|----------------------|----------------|---------------|---------------|---------------|--------------|--------------|---------------|---------------|---------------|
| | Male | Female | Total | Male | Female | Total | Male | Female | Total |
| Full-time | 23,492 | 10,325 | 33,817 | 589 | 270 | 859 | 24,081 | 10,595 | 34,676 |
| Distance | 8,194 | 9,995 | 18,189 | 339 | 229 | 568 | 8,533 | 10,224 | 18,757 |
| Sandwich 2016 | 2,705 | 1,901 | 4,606 | 1,118 | 759 | 1,877 | 3,823 | 2,660 | 6,483 |
| Total | 34,391 | 22,221 | 56,612 | 2,046 | 1,258 | 3,304 | 36,437 | 23,479 | 59,916 |

FIGURE 5: SUMMARY OF STUDENTS' ENROLMENT BY PROGRAMME AND MODE OF STUDY, 2016/2017

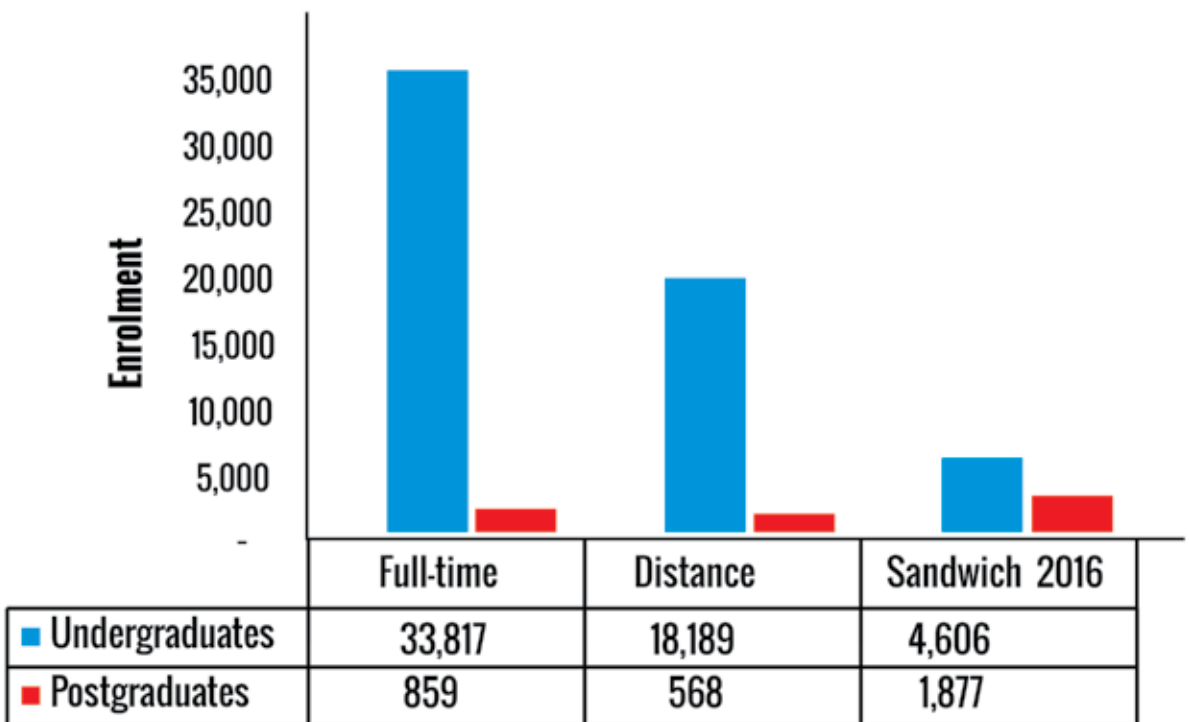


FIGURE 6: SUMMARY OF OVERALL STUDENTS' ENROLMENT BY SEX, 2016/2017

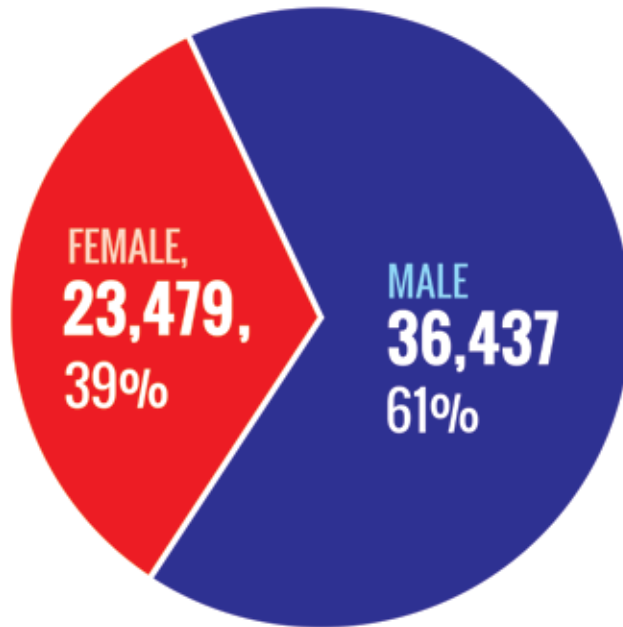


FIGURE 7: SUMMARY OF OVERALL STUDENTS' ENROLMENT BY MODE OF STUDY, 2016/2017

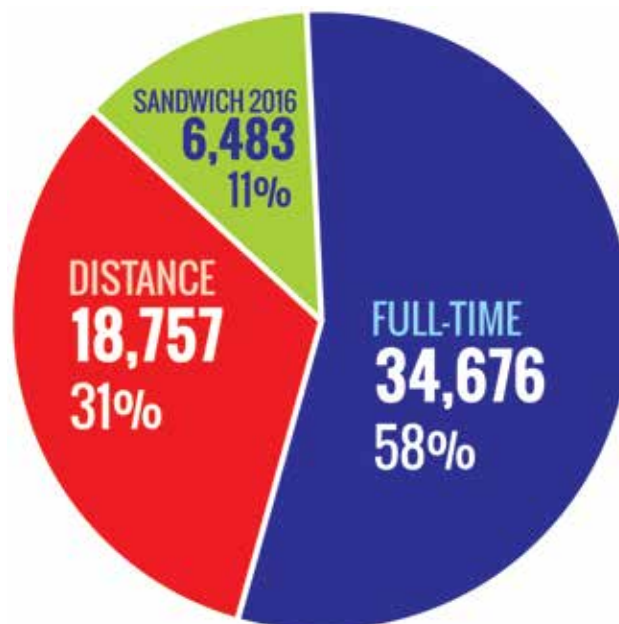


TABLE 11: TREND IN FULL-TIME STUDENTS' ENROLMENT BY SEX 1992/1993 - 2016/2017

| YEAR | 1992/93 | 1993/94 | 1994/95 | 1996/97 | 1997/98 | 1998/99 | 1999/00 | 2000/01 | 2001/02 | 2002/03 | 2003/04 | 2004/05 |
|--------|---------|---------|---------|---------|---------|---------|---------|-----------|-----------|-----------|-----------|-----------|
| MALE | 1449 | 1353 | 1246 | 2223 | 2597 | 3323 | 4153 | 5143 | 5644 | 6676 | 6839 | 7,335 |
| FEMALE | 440 | 466 | 502 | 732 | 957 | 1427 | 1885 | 2548 | 2509 | 3233 | 3100 | 4,169 |
| TOTAL | 1889 | 1819 | 1748 | 2955 | 3554 | 4750 | 6038 | 7691 | 8153 | 9909 | 9939 | 11504 |
| | | | | | | | | | | | | |
| YEAR | 2005/06 | 2006/07 | 2007/08 | 2008/09 | 2009/10 | 2010/11 | 2011/12 | 2012/2013 | 2013/2014 | 2014/2015 | 2015/2016 | 2016/2017 |
| MALE | 7,978 | 8,517 | 9,107 | 10,520 | 10,362 | 12,190 | 11,690 | 12,216 | 14,707 | 18,951 | 24,081 | 36,437 |
| FEMALE | 4,470 | 4,509 | 5,026 | 5,117 | 4,261 | 5,440 | 5,112 | 5,271 | 5,908 | 7,872 | 10,595 | 23,479 |
| TOTAL | 12448 | 13026 | 14133 | 15637 | 14623 | 17630 | 16802 | 17487 | 20615 | 26823 | 34676 | 59916 |

FIGURE 8: TREND IN FULL-TIME STUDENTS' ENROLMENT BY SEX 1992/1993 - 2016/2017

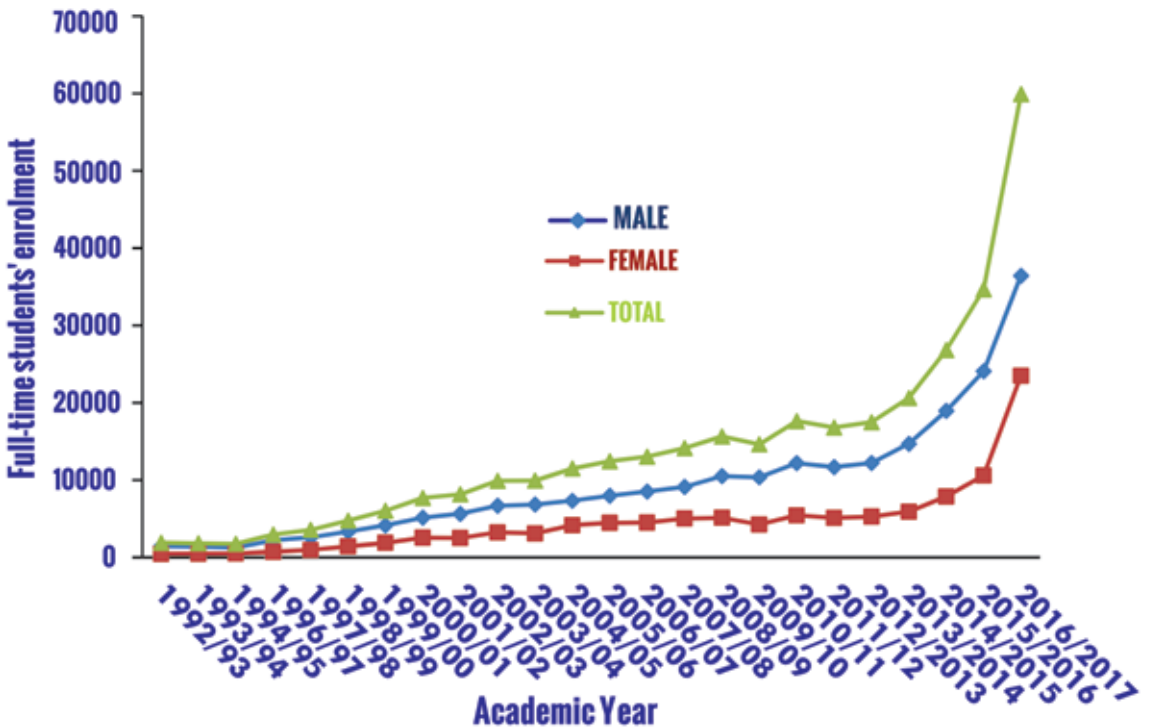


TABLE 12: TREND IN OVERALL STUDENTS' ENROLMENT BY MODE OF STUDY, 2004/2005 - 2016/2017

| YEAR | 2004/05 | 2005/06 | 2006/07 | 2007/08 | 2008/09 | 2009/10 | 2010/11 | 2011/12 | 2012/13 | 2013/14 | 2014/15 | 2015/16 | 2016/17 |
|--------------|---------------|---------------|---------------|---------------|---------------|---------------|---------------|---------------|---------------|---------------|---------------|---------------|---------------|
| Full-time | 11,504 | 12,448 | 13,026 | 14,133 | 15,637 | 14,623 | 17,630 | 16,802 | 17,487 | 20,615 | 26,823 | 30,820 | 34,676 |
| Distance | 5,398 | 5,398 | 7,954 | 9,284 | 13,505 | 17,001 | 23,746 | 20,218 | 15,564 | 13,256 | 14,416 | 17,713 | 18,757 |
| Sandwich | 26 | 477 | 1,330 | 1,565 | 3,544 | 4,582 | 8,636 | 6,948 | 10,409 | 10,182 | 10,447 | 9,062 | 6,483 |
| Total | 16,928 | 18,323 | 22,310 | 24,982 | 32,686 | 36,206 | 50,012 | 43,968 | 43,460 | 44,053 | 51,686 | 57,595 | 59,916 |

FIGURE 9: TREND IN STUDENTS' ENROLMENT BY MODE OF STUDY, 2004/2005 - 2016/2017

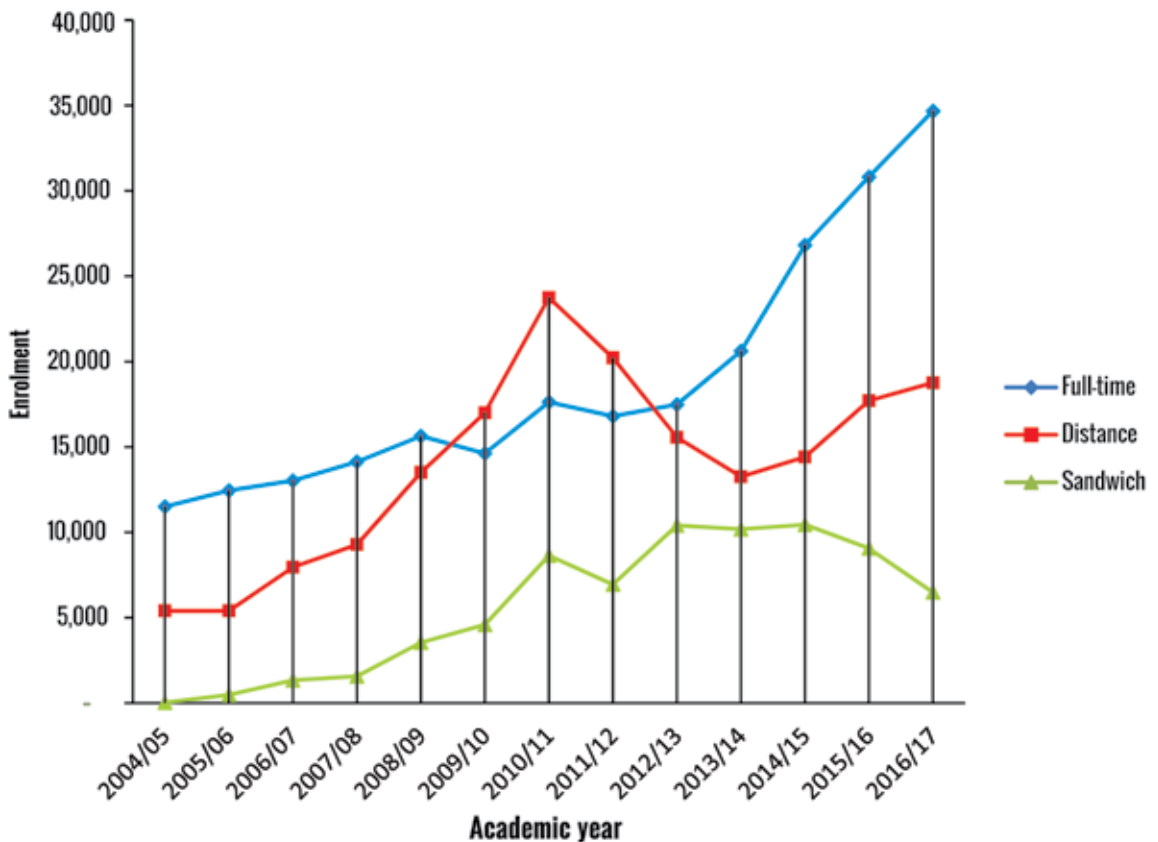


TABLE 13: STUDENTS' RESIDENTIAL STATUS BY CAMPUS AND HALL, 2016/2017

| REQUIREMENTS | HALLS/HOSTELS (WINNEBA AND AJUMAKO CAMPUSES) | | | | | | | | | | | | | | | |
|-----------------------|--|---------------|-----------------------|-------|---------------|-----------------------|-------|---------------|-----------------------|-------|--------------------------------|-----------------------|-------|------------------------|-----------------------|-------|
| | SEX | GHARTEY HALL | | | SIMPA HALL | | | AGGREY HALL | | | UNIVERSITY HALL (ANNEX, A & B) | | | AJUMAKO HALL (Ajumako) | | |
| | | RESI- DENT | NON- RESI- DENT | TOTAL | RESI- DENT | NON- RESI- DENT | TOTAL | RESI- DENT | NON- RESI- DENT | TOTAL | RESI- DENT | NON- RESI- DENT | TOTAL | RESI- DENT | NON- RESI- DENT | TOTAL |
| | M | 509 | | | 291 | | | | 0 | | | | 347 | | | 161 |
| 1. NO. OF STUDENTS | F | 197 | | | 222 | | | | 312 | | | | 278 | | | 190 |
| | T | 706 | | | 513 | | | | 312 | | | | 625 | | | 351 |
| 2. NO OF ROOMS | | 208 | | | 220 | | | | 158 | | | | 148 | | | 162 |
| 3. NO OF TOILETS | | 68 | | | 44 | | | | 46 | | | | 104 | | | 162 |
| 4. NO OF SHOWERS | | 68 | | | 42 | | | | 86 | | | | 82 | | | 162 |
| 5. NO OF FLOORS | | 10 | | | 12 | | | | 5 | | | | 26 | | | 6 |
| 6. NO OF KITCHENETTS | | 0 | | | 5 | | | | 9 | | | | 23 | | | 3 |
| 7. FIRE EXTINGUISHERS | | 13 | | | 12 | | | | 12 | | | | 56 | | | 22 |
| 8. FIRE DETECTORS | | 0 | | | 0 | | | | 5 | | | | 36 | | | 32 |
| 9. SAND BUCKETS | | 0 | | | 0 | | | | 2 | | | | 0 | | | 0 |

| REQUIREMENTS | HALLS/HOSTELS (KUMASI AND MAMPONG CAMPUSES) | | | | | | | | | | | | | | | | | | | | |
|--------------------|---|----------------------|-----------------------|-------|--------------------------|-----------------------|-------|------------------------------|-----------------------|-------|--------------------------------|-----------------------|-------|-----------------------------|-----------------------|-------|-----------------------------|-----------------------|-------|---------------|------------|
| | SEX | ATWIMA HALL (Kumasi) | | | OPOKU WARE HALL (Kumasi) | | | Autonomy Hall -Main (Kumasi) | | | Autonomy Hall - Annex (Kumasi) | | | AMANIAMPONG HALL (Mam-pong) | | | AGRICULTURE HALL (Mam-pong) | | | GRAND TOTAL | |
| | | RESI- DENT | NON- RESI- DENT | TOTAL | RESI- DENT | NON- RESI- DENT | TOTAL | RESI- DENT | NON- RESI- DENT | TOTAL | RESI- DENT | NON- RESI- DENT | TOTAL | RESI- DENT | NON- RESI- DENT | TOTAL | RESI- DENT | NON- RESI- DENT | TOTAL | RESI- DENT | TO- TAL |
| | M | 51 | | | 254 | | | | 244 | | | | 39 | | | 197 | | | 300 | | 2393 |
| 1. NO. OF STUDENTS | F | 85 | | | 216 | | | | 344 | | | | 24 | | | 68 | | | 198 | | 2134 |
| | T | 136 | | | 470 | | | | 588 | | | | 63 | | | 265 | | | 498 | | 4527 |
| 2. NO OF ROOMS | | 44 | | | 139 | | | | 146 | | | | 18 | | | 93 | | | 128 | | 1464 |
| 3. NO OF TOILETS | | 30 | | | 54 | | | | 72 | | | | 18 | | | 48 | | | 57 | | 703 |
| 4. NO OF SHOWERS | | 30 | | | 86 | | | | 72 | | | | 18 | | | 58 | | | 57 | | 761 |
| 5. NO OF FLOORS | | 4 | | | 14 | | | | 18 | | | | 3 | | | 11 | | | 24 | | 133 |

Table 13 (Con't)

| REQUIREMENTS | HALLS/HOSTELS (KUMASI AND MAMPONG CAMPUSES) | | | | | | | | | | | | GRAND TOTAL | | | | | | | | |
|-----------------------|---|--|--|--------------------------|--|--|------------------------------|--|--|--------------------------------|--|--|-------------|-----------------------------|--|---|-----------------------------|--|-----|--|--|
| | ATWIMA HALL (Kumasi) | | | OPOKU WARE HALL (Kumasi) | | | Autonomy Hall -Main (Kumasi) | | | Autonomy Hall - Annex (Kumasi) | | | | AMANIAMPONG HALL (Mam-pong) | | | AGRICULTURE HALL (Mam-pong) | | | | |
| 6. NO OF KITCHENETTS | 0 | | | 0 | | | 0 | | | 0 | | | 5 | | | 0 | | | 45 | | |
| 7. FIRE EXTINGUISHERS | 3 | | | 16 | | | 16 | | | 3 | | | 7 | | | 0 | | | 160 | | |
| 8. FIRE DETECTORS | 0 | | | 0 | | | 0 | | | 0 | | | 0 | | | 0 | | | 73 | | |
| 9. SAND BUCKETS | 0 | | | 0 | | | 0 | | | 0 | | | 6 | | | 0 | | | 8 | | |

FIGURE 10: STUDENTS' RESIDENTIAL ACCOMMODATION, 2016/2017

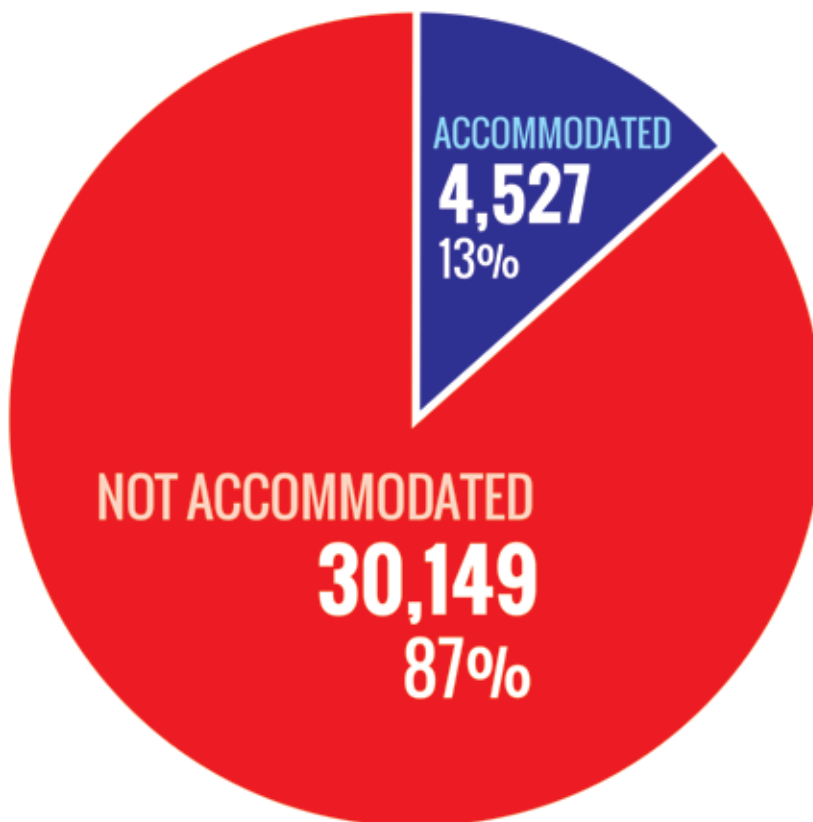


TABLE 14: FIRST DEGREE AWARDS BY CLASS AND SEX, 2016/2017

| FACULTY/PROGRAMME | 1st CLASS | | | 2nd CLASS UPPER | | | 2nd CLASS LOWER | | | 3rd CLASS | | | PASS | | | TOTAL | | |
|---|-----------|-----------|-----------|-----------------|------------|------------|-----------------|------------|------------|------------|-----------|------------|-----------|-----------|-----------|------------|------------|------------|
| | M | F | T | M | F | T | M | F | T | M | F | T | M | F | T | M | F | T |
| Faculty of Social Science Education | | | | | | | | | | | | | | | | | | |
| B.A. Social Studies Education | 3 | 1 | 4 | 42 | 28 | 70 | 80 | 41 | 121 | 38 | 8 | 46 | 3 | 4 | 7 | 166 | 82 | 248 |
| B.A. Social Science Education | 23 | 2 | 25 | 152 | 47 | 199 | 187 | 54 | 241 | 77 | 25 | 102 | 16 | 4 | 20 | 455 | 132 | 587 |
| Sub-total | 26 | 3 | 29 | 194 | 75 | 269 | 267 | 95 | 362 | 115 | 33 | 148 | 19 | 8 | 27 | 621 | 214 | 835 |
| School of Business | | | | | | | | | | | | | | | | | | |
| Post Diploma BBA (Human Resource) | | | | | | | 0 | 1 | 1 | 0 | 1 | 1 | | | | 0 | 2 | 2 |
| Post Diploma BBA (Accounting) | | | | | | | 1 | 1 | 2 | 1 | 1 | 2 | | | | 2 | 2 | 4 |
| BBA (Human Resource) | 1 | 1 | 2 | 15 | 3 | 18 | 57 | 31 | 88 | 54 | 27 | 81 | 12 | 4 | 16 | 139 | 66 | 205 |
| BBA (Accounting) | 6 | 1 | 7 | 52 | 14 | 66 | 83 | 35 | 118 | 43 | 15 | 58 | 11 | 2 | 13 | 195 | 67 | 262 |
| Sub-total | 7 | 2 | 9 | 67 | 17 | 84 | 141 | 68 | 209 | 98 | 44 | 142 | 23 | 6 | 29 | 336 | 137 | 473 |
| Faculty of Educational Studies | | | | | | | | | | | | | | | | | | |
| Post Dip. B.Ed. (Rehabilitation) | 2 | 2 | 4 | 7 | 6 | 13 | 2 | 2 | 4 | | | | | | | 11 | 10 | 21 |
| Post Dip. B.Ed. (Early Childhood Education) | 2 | 2 | 4 | 5 | 15 | 20 | 2 | 19 | 21 | 4 | 18 | 22 | 1 | 11 | 12 | 14 | 65 | 79 |
| B.Ed Early Childhood Education | 2 | 7 | 9 | 23 | 43 | 66 | 15 | 44 | 59 | 7 | 21 | 28 | 1 | 4 | 5 | 48 | 119 | 167 |
| Post Diploma B.Ed. Basic Education - Sandwich | 2 | 4 | 6 | 14 | 11 | 25 | 10 | 11 | 21 | 13 | 10 | 23 | 7 | 0 | 7 | 46 | 36 | 82 |
| B.Ed Basic Education | 7 | 2 | 9 | 48 | 23 | 71 | 60 | 48 | 108 | 37 | 26 | 63 | 7 | 6 | 13 | 159 | 105 | 264 |
| B.Ed Special Education | 1 | 1 | 2 | 21 | 17 | 38 | 27 | 27 | 54 | 14 | 11 | 25 | 1 | 0 | 1 | 64 | 56 | 120 |
| Post-Diploma B.Ed.(Guidance and Counseling) | 1 | 0 | 1 | 5 | 11 | 16 | 10 | 8 | 18 | 5 | 4 | 9 | | | | 21 | 23 | 44 |
| Sub-total | 17 | 18 | 35 | 123 | 126 | 249 | 126 | 159 | 285 | 80 | 90 | 170 | 17 | 21 | 38 | 363 | 414 | 777 |
| Faculty of Agriculture Education | | | | | | | | | | | | | | | | | | |
| B.Sc. Agriculture Education | | | | 34 | 6 | 40 | 83 | 11 | 94 | 94 | 7 | 101 | 51 | 3 | 54 | 262 | 27 | 289 |
| Post Dip. Agriculture Science Education | 2 | 0 | 2 | 3 | 0 | 3 | 6 | 1 | 7 | 6 | 0 | 6 | | | | 17 | 1 | 18 |
| Sub-total | 2 | 0 | 2 | 37 | 6 | 43 | 89 | 12 | 101 | 100 | 7 | 107 | 51 | 3 | 54 | 279 | 28 | 307 |
| Faculty of Science and Environment Education | | | | | | | | | | | | | | | | | | |
| B.Sc. Integrated Science Education | 1 | 0 | 1 | 18 | 1 | 19 | 45 | 1 | 46 | 32 | 1 | 33 | 8 | 1 | 9 | 104 | 4 | 108 |
| B.Sc. Biological Sciences Education | 3 | 0 | 3 | 8 | 2 | 10 | 14 | 0 | 14 | 10 | 0 | 10 | 2 | 4 | 6 | 37 | 6 | 43 |
| Post Dip. B.Sc. Environmental Health and Sanitation Education | | | | 1 | 1 | 2 | 3 | 0 | 3 | | | | | | | 4 | 1 | 5 |
| B.Sc. Environmental Health and Sanitation Education | 4 | 0 | 4 | 18 | 2 | 20 | 30 | 8 | 38 | 26 | 10 | 36 | 9 | 7 | 16 | 87 | 27 | 114 |
| Sub-total | 8 | 0 | 8 | 45 | 6 | 51 | 92 | 9 | 101 | 68 | 11 | 79 | 19 | 12 | 31 | 232 | 38 | 270 |
| Faculty of Business Education | | | | | | | | | | | | | | | | | | |
| BBA (Executive Office Administration) | | | | 1 | 1 | 2 | 0 | 1 | 1 | 0 | 4 | 4 | | | | 1 | 6 | 7 |
| BBA Management Education | | | | 2 | 1 | 3 | 3 | 7 | 10 | 3 | 2 | 5 | 1 | 2 | 3 | 9 | 12 | 21 |
| BBA Management (part-time) | | | | 8 | 7 | 15 | 26 | 20 | 46 | 14 | 24 | 38 | 5 | 4 | 9 | 53 | 55 | 108 |
| BBA (Secretarial Education) | 1 | 0 | 1 | 4 | 3 | 7 | 3 | 8 | 11 | 3 | 5 | 8 | 1 | 0 | 1 | 12 | 16 | 28 |
| BBA (Secretarial Education with French) | | | | | | | 3 | 2 | 5 | 0 | 1 | 1 | | | | 3 | 3 | 6 |
| Post Dip. BBA (Secretarial Education with French) | | | | | | | | | | 0 | 1 | 1 | | | | 0 | 1 | 1 |
| B.Sc. Accounting Education | 8 | 1 | 9 | 90 | 38 | 128 | 80 | 34 | 114 | 26 | 5 | 31 | 4 | 0 | 4 | 208 | 78 | 286 |

Table 14 (Con't)

| FACULTY/PROGRAMME | 1st CLASS | | | 2nd CLASS UPPER | | | 2nd CLASS LOWER | | | 3rd CLASS | | | PASS | | | TOTAL | | |
|--|-----------|----------|-----------|-----------------|-----------|------------|-----------------|------------|------------|------------|-----------|------------|-----------|-----------|-----------|------------|------------|-------------|
| | M | F | T | M | F | T | M | F | T | M | F | T | M | F | T | M | F | T |
| Post Dip. B.Sc in Admin. (Banking & Finance) | 1 | 0 | 1 | | | | | | | | | | | | | 1 | 0 | 1 |
| Post-Diploma B.Sc. Marketing | 4 | 0 | 4 | 9 | 5 | 14 | 11 | 3 | 14 | 0 | 1 | 1 | | | | 24 | 9 | 33 |
| B.Sc in Administration (Banking & Finance) | | | | 2 | 0 | 2 | 2 | 0 | 2 | | | | 1 | 1 | 2 | 5 | 1 | 6 |
| Post Dip. BBA (Executive Office Administration) | | | | 0 | 1 | 1 | 1 | 0 | 1 | 1 | 0 | 1 | | | | 2 | 1 | 3 |
| Post-Diploma B.Sc. in Accounting Education | | | | 12 | 4 | 16 | 31 | 4 | 35 | 19 | 5 | 24 | 5 | 2 | 7 | 67 | 15 | 82 |
| Post-Diploma B.Sc. in Administration (PSCM) | | | | 3 | 1 | 4 | 9 | 5 | 14 | 5 | 3 | 8 | | | | 17 | 9 | 26 |
| B.Sc. in Administration (BIS) | | | | | | | 1 | 0 | 1 | | | | | | | 1 | 0 | 1 |
| B.Sc. Management Education | 11 | 6 | 17 | 42 | 33 | 75 | 52 | 40 | 92 | 16 | 13 | 29 | 2 | 2 | 4 | 123 | 94 | 217 |
| B.Sc. Admin. Procurement and Supply Chain | | | | 1 | 0 | 1 | 1 | 0 | 1 | | | | 2 | 1 | 3 | 4 | 1 | 5 |
| B.Sc. Marketing | | | | 1 | 3 | 4 | 0 | 1 | 1 | 2 | 0 | 2 | | | | 3 | 4 | 7 |
| Sub-total | 25 | 7 | 32 | 175 | 97 | 272 | 223 | 125 | 348 | 89 | 64 | 153 | 21 | 12 | 33 | 533 | 305 | 838 |
| School of Creative Arts | | | | | | | | | | | | | | | | | | |
| B.A. Art Education | 1 | 1 | 2 | 42 | 15 | 57 | 68 | 19 | 87 | 9 | 3 | 12 | 1 | 0 | 1 | 121 | 38 | 159 |
| Post Dip. B.A. Art Education | 0 | 1 | 1 | 13 | 2 | 15 | 15 | 4 | 19 | 4 | 0 | 4 | | | | 32 | 7 | 39 |
| B.A. Graphic Design | 4 | 4 | 8 | 55 | 9 | 64 | 38 | 12 | 50 | 9 | 1 | 10 | | | | 106 | 26 | 132 |
| Post Dip. B.A. Graphic Design | 1 | 0 | 1 | 3 | 1 | 4 | | | | 1 | 0 | 1 | | | | 5 | 1 | 6 |
| B.A. Theatre Arts | 3 | 3 | 6 | 12 | 6 | 18 | 10 | 7 | 17 | 2 | 1 | 3 | | | | 27 | 17 | 44 |
| Post Diploma B.A. Theatre Arts | 2 | 0 | 2 | | | | | | | | | | | | | 2 | 0 | 2 |
| Post Dip. B.A. Music Education | | | | | | | 0 | 1 | 1 | 2 | 2 | 4 | | | | 2 | 3 | 5 |
| Post Dip. Bachelor of Music | | | | 2 | 0 | 2 | 2 | 0 | 2 | 1 | 0 | 1 | | | | 5 | 0 | 5 |
| Bachelor of Music | 2 | 0 | 2 | 6 | 0 | 6 | 2 | 0 | 2 | 1 | 0 | 1 | | | | 11 | 0 | 11 |
| B.A. Music Education | 1 | 0 | 1 | 9 | 1 | 10 | 6 | 0 | 6 | 6 | 0 | 6 | 2 | 0 | 2 | 24 | 1 | 25 |
| Sub-total | 14 | 9 | 23 | 142 | 34 | 176 | 141 | 43 | 184 | 35 | 7 | 42 | 3 | 0 | 3 | 335 | 93 | 428 |
| Faculty of Technical Education | | | | | | | | | | | | | | | | | | |
| B.Sc. (Information Technology) | 1 | 0 | 1 | 16 | 1 | 17 | 36 | 2 | 38 | 26 | 3 | 29 | 10 | 3 | 13 | 89 | 9 | 98 |
| Post Dip. B.Sc. Electrical and Electronic Technology Education | 2 | 0 | 2 | 2 | 0 | 2 | 3 | 0 | 3 | 2 | 0 | 2 | 0 | 1 | 1 | 9 | 1 | 10 |
| Post Dip. B.Sc. Electrical Education | 1 | 0 | 1 | 15 | 2 | 17 | 10 | 0 | 10 | 8 | 0 | 8 | 1 | 0 | 1 | 35 | 2 | 37 |
| B.Sc. (Information Technology Education) | 5 | 5 | 10 | 50 | 9 | 59 | 110 | 15 | 125 | 66 | 13 | 79 | 19 | 5 | 24 | 250 | 47 | 297 |
| Post Dip. B.Sc. Mechanical Technology Education | 2 | 0 | 2 | 15 | 0 | 15 | 15 | 0 | 15 | 8 | 1 | 9 | | | | 40 | 1 | 41 |
| Post Dip. B.Sc. Automobile Education | 1 | 0 | 1 | 4 | 0 | 4 | 6 | 0 | 6 | 3 | 0 | 3 | | | | 14 | 0 | 14 |
| B.Sc. Mechanical Technology Education | 1 | 0 | 1 | 12 | 0 | 12 | 19 | 1 | 20 | 6 | 2 | 8 | | | | 38 | 3 | 41 |
| B.Sc. Wood Technology Education | | | | 9 | 0 | 9 | 21 | 1 | 22 | 5 | 1 | 6 | | | | 35 | 2 | 37 |
| Post Dip B.Sc. Wood Technology Education | | | | 3 | 0 | 3 | 8 | 0 | 8 | 2 | 0 | 2 | | | | 13 | 0 | 13 |
| B.Sc. Electrical/Electronic Technology Education | 1 | 0 | 1 | 17 | 0 | 17 | 21 | 1 | 22 | 16 | 1 | 17 | 2 | 0 | 2 | 57 | 2 | 59 |
| B.Sc. Automobile Technology Education | 1 | 0 | 1 | 4 | 0 | 4 | 13 | 1 | 14 | 7 | 0 | 7 | | | | 25 | 1 | 26 |
| B.Sc. Construction Technology Education (distance) | 1 | 0 | 1 | 27 | 0 | 27 | 60 | 3 | 63 | 54 | 1 | 55 | 7 | 0 | 7 | 149 | 4 | 153 |
| B.Sc. Construction Technology Education (regular) | 7 | 0 | 7 | 60 | 3 | 63 | 106 | 3 | 109 | 35 | 1 | 36 | 2 | 0 | 2 | 210 | 7 | 217 |
| Sub-total | 23 | 5 | 28 | 234 | 15 | 249 | 428 | 27 | 455 | 238 | 23 | 261 | 41 | 9 | 50 | 964 | 79 | 1043 |
| Faculty of Vocational Education | | | | | | | | | | | | | | | | | | |
| Post Diploma B.Sc. Fashion and Textile Education | | | | 1 | 3 | 4 | 1 | 4 | 5 | 1 | 1 | 2 | | | | 3 | 8 | 11 |

Table 14 (Con't)

| FACULTY/PROGRAMME | 1st CLASS | | | 2nd CLASS UPPER | | | 2nd CLASS LOWER | | | 3rd CLASS | | | PASS | | | TOTAL | | |
|---|------------|-----------|------------|-----------------|------------|-------------|-----------------|------------|-------------|-------------|------------|-------------|------------|------------|------------|-------------|-------------|-------------|
| | M | F | T | M | F | T | M | F | T | M | F | T | M | F | T | M | F | T |
| Post Diploma B.Sc. Catering and Hospitality Education | | | | 5 | 25 | 30 | 4 | 36 | 40 | 1 | 17 | 18 | 0 | 3 | 3 | 10 | 81 | 91 |
| B.Sc. Fashion and Textile Education | 0 | 1 | 1 | 0 | 8 | 8 | 1 | 40 | 41 | 0 | 32 | 32 | 0 | 9 | 9 | 1 | 90 | 91 |
| B.Sc. Catering and Hospitality Education | 0 | 1 | 1 | 2 | 25 | 27 | 1 | 55 | 56 | 0 | 70 | 70 | 1 | 21 | 22 | 4 | 172 | 176 |
| Sub-total | 0 | 2 | 2 | 8 | 61 | 69 | 7 | 135 | 142 | 2 | 120 | 122 | 1 | 33 | 34 | 18 | 351 | 369 |
| Faculty of Education and Communication Sciences | | | | | | | | | | | | | | | | | | |
| B.A. English Education | | | | 3 | 5 | 8 | 9 | 15 | 24 | 5 | 4 | 9 | 0 | 1 | 1 | 17 | 25 | 42 |
| Sub-total | | | | 3 | 5 | 8 | 9 | 15 | 24 | 5 | 4 | 9 | 0 | 1 | 1 | 17 | 25 | 42 |
| Faculty of Science Education | | | | | | | | | | | | | | | | | | |
| Post Diploma Mathematics Education | | | | | | | 4 | 0 | 4 | | | | | | | 4 | 0 | 4 |
| B.Sc. Mathematics Education | 13 | 0 | 13 | 43 | 4 | 47 | 73 | 13 | 86 | 45 | 8 | 53 | | | | 174 | 25 | 199 |
| B.Sc. Physical Education | 2 | 0 | 2 | 27 | 4 | 31 | 46 | 1 | 47 | 11 | 3 | 14 | 2 | 0 | 2 | 88 | 8 | 96 |
| B.Sc. Sports Coaching | 2 | 0 | 2 | 2 | 0 | 2 | 1 | 0 | 1 | 1 | 0 | 1 | | | | 6 | 0 | 6 |
| Post-Diploma B.Sc. Physical Education | | | | | | | | | | | | | 1 | 0 | 1 | 1 | 0 | 1 |
| Post-Diploma B.Sc. Sports Coaching | | | | | | | | | | 1 | 0 | 1 | | | | 1 | 0 | 1 |
| Post Dip B.Sc. Home Economics | | | | 0 | 1 | 1 | 0 | 4 | 4 | 0 | 2 | 2 | | | | 0 | 7 | 7 |
| B.Sc. Home Economics | 0 | 4 | 4 | 2 | 23 | 25 | 2 | 45 | 47 | 0 | 22 | 22 | 0 | 7 | 7 | 4 | 101 | 105 |
| B.Sc. Chemistry Education | 3 | 0 | 3 | 6 | 0 | 6 | 10 | 2 | 12 | 6 | 0 | 6 | 2 | 0 | 2 | 27 | 2 | 29 |
| B.Sc. (Physics Education) | 1 | 1 | 2 | 2 | 1 | 3 | 5 | 1 | 6 | 10 | 1 | 11 | 2 | 0 | 2 | 20 | 4 | 24 |
| Post Dip B.Sc. ICT Education | | | | | | | 1 | 0 | 1 | | | | | | | 1 | 0 | 1 |
| B.Sc. Health Administration and Education | | | | 5 | 3 | 8 | 12 | 0 | 12 | 3 | 0 | 3 | | | | 20 | 3 | 23 |
| B.Sc. ICT Education | 5 | 0 | 5 | 29 | 4 | 33 | 76 | 8 | 84 | 17 | 1 | 18 | | | | 127 | 13 | 140 |
| B.Sc. Biology Education | 1 | 0 | 1 | 7 | 1 | 8 | 13 | 3 | 16 | 16 | 2 | 18 | 1 | 0 | 1 | 38 | 6 | 44 |
| B.Sc. Integrated Science Education | 1 | 1 | 2 | 15 | 0 | 15 | 36 | 4 | 40 | 29 | 2 | 31 | 16 | 0 | 16 | 97 | 7 | 104 |
| Sub-total | 28 | 6 | 34 | 138 | 41 | 179 | 279 | 81 | 360 | 139 | 41 | 180 | 24 | 7 | 31 | 608 | 176 | 784 |
| Faculty of Foreign Languages Education and Communication | | | | | | | | | | | | | | | | | | |
| B.A. French Education | 4 | 2 | 6 | 12 | 15 | 27 | 31 | 29 | 60 | 19 | 19 | 38 | 9 | 7 | 16 | 75 | 72 | 147 |
| B.A. English Education | 5 | 5 | 10 | 32 | 26 | 58 | 44 | 25 | 69 | 26 | 22 | 48 | 7 | 3 | 10 | 114 | 81 | 195 |
| Sub-total | 9 | 7 | 16 | 44 | 41 | 85 | 75 | 54 | 129 | 45 | 41 | 86 | 16 | 10 | 26 | 189 | 153 | 342 |
| Faculty of Ghanaian Languages | | | | | | | | | | | | | | | | | | |
| B.A. Dangme Education | | | | 1 | 2 | 3 | 4 | 5 | 9 | 2 | 3 | 5 | | | | 7 | 10 | 17 |
| B.A. Ga Education | 1 | 0 | 1 | 1 | 2 | 3 | 1 | 1 | 2 | 1 | 0 | 1 | | | | 4 | 3 | 7 |
| B.A. Ewe Education | 2 | 2 | 4 | 3 | 6 | 9 | 8 | 4 | 12 | 7 | 3 | 10 | 5 | 2 | 7 | 25 | 17 | 42 |
| B.A. Dagaare Education | 0 | 1 | 1 | 2 | 0 | 2 | 2 | 0 | 2 | 3 | 0 | 3 | | | | 7 | 1 | 8 |
| B.A. Dagbani Education | | | | 3 | 1 | 4 | 21 | 0 | 21 | 19 | 1 | 20 | 4 | 0 | 4 | 47 | 2 | 49 |
| B.A. Gonja Education | 1 | 0 | 1 | | | | 5 | 1 | 6 | 3 | 1 | 4 | 0 | 1 | 1 | 9 | 3 | 12 |
| B.A. Gurune Education | | | | 2 | 4 | 6 | 8 | 10 | 18 | 12 | 5 | 17 | 6 | 0 | 6 | 28 | 19 | 47 |
| B.A. Kasem Education | | | | | | | 2 | 1 | 3 | 2 | 0 | 2 | 1 | 0 | 1 | 5 | 1 | 6 |
| B.A. Fanti Education | | | | 3 | 5 | 8 | 7 | 1 | 8 | 7 | 0 | 7 | | | | 17 | 6 | 23 |
| B.A. Twi Education | 1 | 0 | 1 | 32 | 10 | 42 | 39 | 15 | 54 | 13 | 9 | 22 | 3 | 0 | 3 | 88 | 34 | 122 |
| B.A. Nzema Education | | | | 1 | 2 | 3 | 0 | 1 | 1 | 1 | 0 | 1 | | | | 2 | 3 | 5 |
| Sub-total | 5 | 3 | 8 | 48 | 32 | 80 | 97 | 39 | 136 | 70 | 22 | 92 | 19 | 3 | 22 | 239 | 99 | 338 |
| Grand Total | 164 | 62 | 226 | 1258 | 556 | 1814 | 1974 | 862 | 2836 | 1084 | 507 | 1591 | 254 | 125 | 379 | 4734 | 2112 | 6846 |

FIGURE 11: FIRST DEGREE AWARDS BY CLASS, 2016/2017

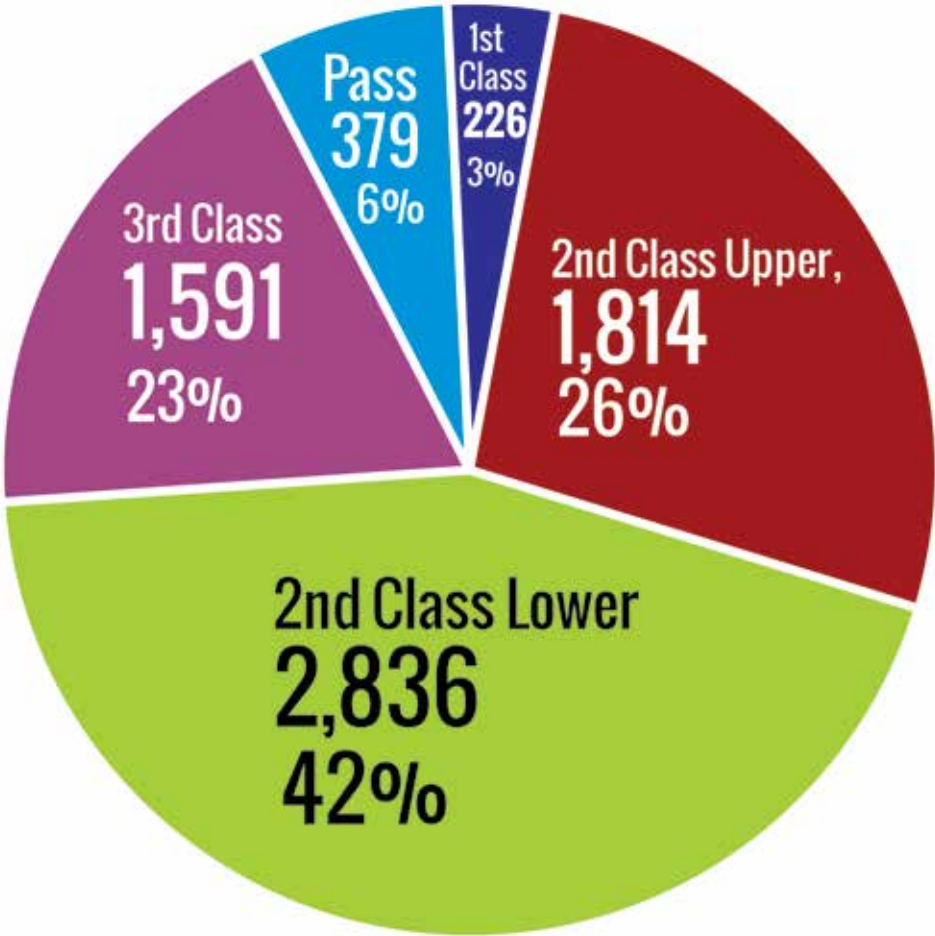


TABLE 15: DIPLOMAS AND CERTIFICATES AWARDED BY CLASS AND SEX, 2016/2017

| Diplomas and Certificates | DISTINCTION | | | CREDIT | | | PASS | | | TOTAL | | |
|---|-------------|-----------|-----------|------------|------------|------------|------------|------------|------------|------------|------------|------------|
| | M | F | T | M | F | T | M | F | T | M | F | T |
| Diplomas | | | | | | | | | | | | |
| Faculty of Educational Studies | | | | | | | | | | | | |
| Diploma in Rehabilitation Education | 1 | 0 | 1 | 6 | 7 | 13 | 0 | 5 | 5 | 7 | 12 | 19 |
| Diploma in Early Childhood Educ. (Sandwich) | 3 | 5 | 8 | 33 | 110 | 143 | 32 | 125 | 157 | 68 | 240 | 308 |
| Faculty of Foreign Languages Education and Comm. | | | | | | | | | | | | |
| Diploma in French | 2 | 0 | 2 | 41 | 16 | 57 | 49 | 8 | 57 | 92 | 24 | 116 |
| Faculty of Education and Communication Sciences | | | | | | | | | | | | |
| Diploma in Education | | | | 117 | 36 | 153 | 44 | 17 | 61 | 161 | 53 | 214 |
| School of Creative Arts | | | | | | | | | | | | |
| Diploma in Music | | | | 1 | 0 | 1 | 1 | 0 | 1 | 2 | 0 | 2 |
| Diploma in Theatre Art | 0 | 5 | 5 | 3 | 6 | 9 | | | | 3 | 11 | 14 |
| Faculty of Science Education | | | | | | | | | | | | |
| Diploma in Sports Coaching | 0 | 2 | 2 | 2 | 4 | 6 | 2 | 2 | 4 | 4 | 8 | 12 |
| Total (Diploma awards) | 6 | 12 | 18 | 203 | 179 | 382 | 128 | 157 | 285 | 337 | 348 | 685 |
| | | | | | | | | | | | | |
| Certificates | | | | | | | | | | | | |
| Faculty of Educational Studies | | | | | | | | | | | | |
| Certificate in Pre-School (Sandwich) | 3 | 1 | 4 | 9 | 32 | 41 | 3 | 6 | 9 | 15 | 39 | 54 |
| Total (Certificates) | 3 | 1 | 4 | 9 | 32 | 41 | 3 | 6 | 9 | 15 | 39 | 54 |
| | | | | | | | | | | | | |
| GRAND TOTAL | 9 | 13 | 22 | 212 | 211 | 423 | 131 | 163 | 294 | 352 | 387 | 739 |

TABLE16: POSTGRADUATE DEGREE AWARDS BY PROGRAMME AND SEX, 2016/2017

| First Session, November 2017 | | | |
|---|-----------|-----------|------------|
| NAME OF FACULTY/PROGRAMME | M | F | T |
| FACULTY OF SCIENCE EDUCATION | | | |
| M. Ed. Mathematics | 11 | 5 | 16 |
| MPhil. Mathematics Education | 2 | 0 | 2 |
| MPhil. Science Education | 7 | 3 | 10 |
| M. Ed. Science Education | 38 | 9 | 47 |
| M.Ed. Home Economics | 0 | 8 | 8 |
| M. Phil. Home Economics Education | 0 | 5 | 5 |
| M.Ed. Physical Education | 9 | 2 | 11 |
| M. Phil Physical Education | 1 | 0 | 1 |
| Sub Total | 68 | 32 | 100 |
| SCHOOL OF CREATIVE ARTS | | | |
| Ph. D. Arts and Culture | 2 | 0 | 2 |
| M.A. Music Composition | 1 | 0 | 1 |
| M.Phil. Arts and Culture | 12 | 4 | 16 |
| M. A. Arts and Culture | 4 | 4 | 8 |
| Sub Total | 19 | 8 | 27 |
| FACULTY OF EDUCATIONAL STUDIES | | | |
| M. Phil. Special Education | 3 | 3 | 6 |
| M. Ed. Special Education | 2 | 4 | 6 |
| M. Ed. School Supervision | 3 | 3 | 6 |
| M. Ed. Guidance and Counselling | 9 | 8 | 17 |
| Post Graduate Diploma in Education | 17 | 12 | 29 |
| M.Phil. Guidance and Counselling | 6 | 8 | 14 |
| M. Phil. Basic Education | 1 | 0 | 1 |
| M. Ed. Educational Administration and Management | 7 | 6 | 13 |
| M.Phil. Educational Administration and Management | 6 | 6 | 12 |
| Sub Total | 54 | 50 | 104 |
| FACULTY OF SOCIAL SCIENCE EDUCATION | | | |
| M. Phil. Social Studies | 3 | 7 | 10 |
| M. Ed. Social Studies | 9 | 12 | 21 |
| Sub Total | 12 | 19 | 31 |

Table 16 (Con't)

| NAME OF FACULTY/PROGRAMME | M | F | T |
|---|-----------|-----------|-----------|
| FACULTY OF FOREIGN LANGUAGES AND COMMUNICATION EDUCATION | | | |
| M. Phil. Applied Linguistics | 3 | 8 | 11 |
| M. Ed. Teaching English as a Second Language | 7 | 3 | 10 |
| M. Phil. Comm. and Media Studies | 9 | 7 | 16 |
| M. A. Comm. and Media Studies | 0 | 2 | 2 |
| M. Ed. French | 4 | 0 | 4 |
| M.Phil. French | 0 | 1 | 1 |
| M.Phil. English | 2 | 1 | 3 |
| M. A. English | 3 | 3 | 6 |
| Sub Total | 28 | 25 | 53 |
| IEDE | | | |
| M.Ed. Mentorship | | | |
| Techiman Study Centre | 3 | 1 | 4 |
| Sub Total | 3 | 1 | 4 |
| PGDE | | | |
| Winneba Study Centre | 6 | 3 | 9 |
| Sekondi Study Centre | 6 | 2 | 8 |
| Ho Study Centre | 1 | 1 | 2 |
| Sunyani Study Centre | 7 | 3 | 10 |
| Tamale Study Centre | 3 | 4 | 7 |
| Koforidua Study Centre | 5 | 0 | 5 |
| Sub Total | 28 | 13 | 41 |
| FACULTY OF GHANAIAN LANGUAGES EDUCATION | | | |
| M. A. Ghanaian Languages | 2 | 7 | 9 |
| M. Phil. Ghanaian Languages | 7 | 4 | 11 |
| Sub Total | 9 | 11 | 20 |
| FACULTY OF EDUCATION AND COMM. SCIENCES | | | |
| M. A. Educational Leadership | 30 | 42 | 72 |
| M.Phil. Educational Leadership | 10 | 5 | 15 |
| Sub Total | 40 | 47 | 87 |
| FACULTY OF BUSINESS EDUCATION | | | |
| MBA Finance | 9 | 8 | 17 |
| MBA Accounting | 14 | 9 | 23 |
| MBA Organizational Beh. and Human Res. Management | 13 | 14 | 27 |
| MBA Marketing | 8 | 1 | 9 |
| Sub Total | 44 | 32 | 76 |

Table 16 (Con't)

| NAME OF FACULTY/PROGRAMME | M | F | T |
|---|------------|------------|------------|
| FACULTY OF TECHNICAL EDUCATION | | | |
| M. Tech. Mechanical | 3 | 0 | 3 |
| M.Tech. Electricals and Electronics | 12 | 1 | 13 |
| M. Tech. Wood Science and Technology | 4 | 0 | 4 |
| M. Phil. Construction Technology | 12 | 0 | 12 |
| M. Phil. Wood Science and Technology | 3 | 0 | 3 |
| M. Tech. Construction Technology | 5 | 0 | 5 |
| Sub Total | 39 | 1 | 40 |
| FACULTY OF VOCATIONAL EDUCATION | | | |
| M. Tech Catering and Hospitality | 3 | 20 | 23 |
| Sub Total | 3 | 20 | 23 |
| FACULTY OF AGRICULTURE | | | |
| M. Phil. Animal Science | 1 | 1 | 2 |
| M. Phil. Social Science | 1 | 0 | 1 |
| Sub Total | 2 | 1 | 3 |
| GRAND TOTAL (1st Session, November 2017) | 349 | 260 | 609 |

TABLE 17: TREND IN GRADUATE OUTPUT 1992/93 - 2016/2017

| YEAR | 1992/93 | 1993/94 | 1995/96 | 1996/97 | 1997/98 | 1998/99 | 1999/00 | 2000/01 | 2001/02 | 2002/03 | 2003/04 | 2004/05 |
|--------------|-------------|-------------|-------------|-------------|-------------|--------------|--------------|--------------|--------------|--------------|--------------|-------------|
| MALE | 462 | 490 | 668 | 847 | 928 | 1443 | 1816 | 1744 | 1381 | 1719 | 1951 | 1994 |
| FEMALE | 154 | 165 | 236 | 286 | 248 | 537 | 885 | 836 | 660 | 848 | 864 | 1019 |
| TOTAL | 616 | 655 | 904 | 1133 | 1176 | 1980 | 2701 | 2580 | 2041 | 2567 | 2815 | 3013 |
| | | | | | | | | | | | | |
| | | | | | | | | | | | | |
| YEAR | 2005/06 | 2006/07 | 2007/08 | 2008/09 | 2009/10 | 2010/11 | 2011/12 | 2012/13 | 2013/14 | 2014/15 | 2015/16 | 2016/17 |
| MALE | 1556 | 2442 | 3139 | 4972 | 4524 | 9146 | 9418 | 8590 | 8478 | 8800 | 11407 | 5435 |
| FEMALE | 1003 | 1562 | 2419 | 4574 | 3329 | 9385 | 8423 | 7571 | 7216 | 6577 | 7758 | 2759 |
| TOTAL | 2559 | 4004 | 5558 | 9546 | 7853 | 18531 | 17841 | 16161 | 15694 | 15377 | 19165 | 8194 |

NB. The 2016/2017 figures are for the first session (November 2017) only

FIGURE 12: TREND IN GRADUATE OUTPUT, 1992/93 - 2016/2017

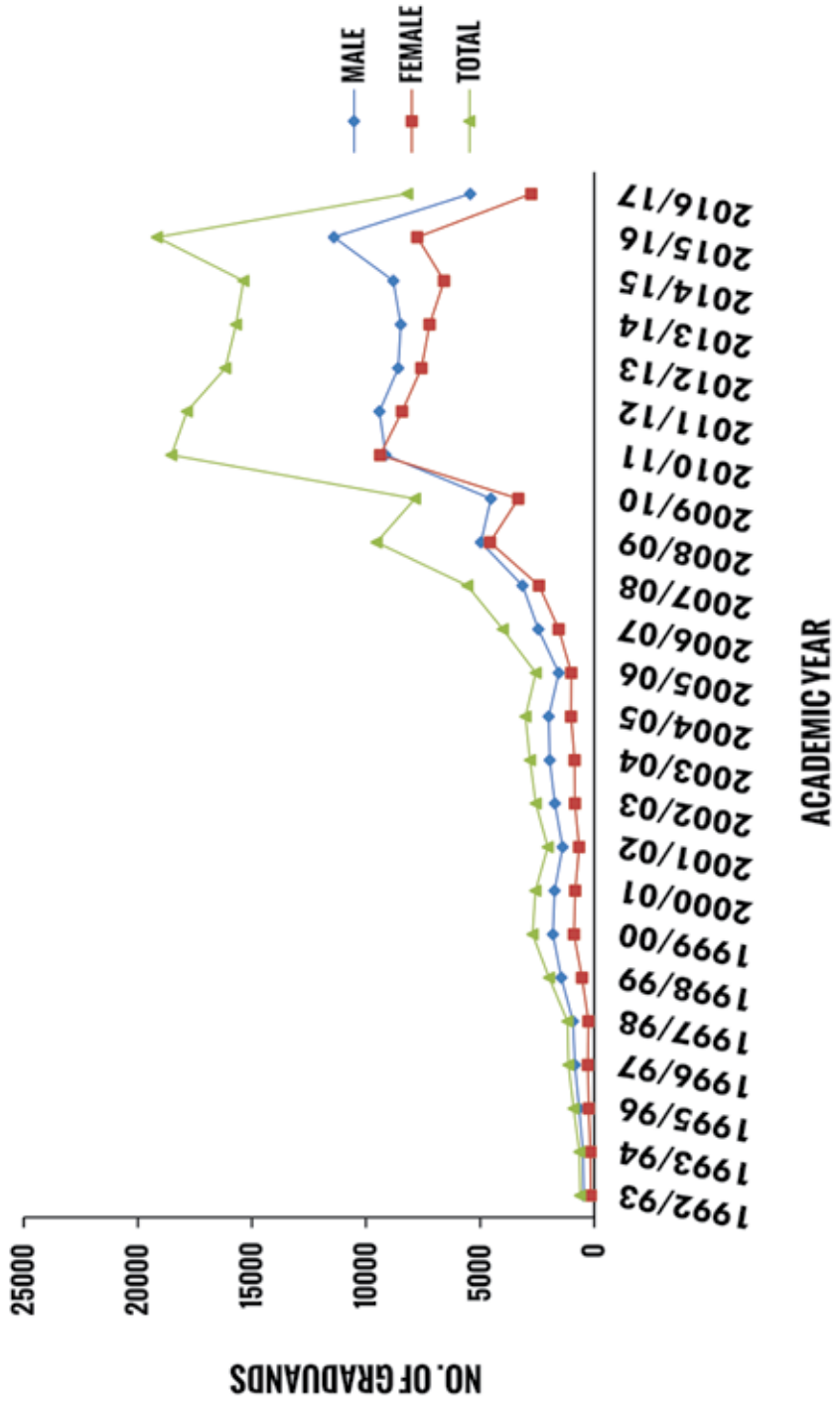


TABLE 18: FULL-TIME ACADEMIC STAFF BY SEX, DEPARTMENT AND FACULTY, 2016/2017

| FACULTY/ DEPARTMENT | SEX | PROFESSORS | | | | ASSOCIATE PROFESSORS | | | | SENIOR LECTURER | | | | LECTURER | | | | ASSISTANT LECTURER | | | TUTOR | | | GRAND TOTAL |
|---|-----|------------|---------|-----------------|--------|----------------------|---------|-----------------|--------|-----------------|---------|-----------------|--------|----------|---------|-----------------|--------|--------------------|-----------------|--------|-----------------|--------|--|-------------|
| | | PHD | M. Phil | MSc./M.A./M.Ed. | Others | PHD | M. Phil | MSc./M.A./M.Ed. | Others | PHD | M. Phil | MSc./M.A./M.Ed. | Others | PHD | M. Phil | MSc./M.A./M.Ed. | Others | M. Phil | MSc./M.A./M.Ed. | Others | MSc./M.A./M.Ed. | Others | | |
| AGRICULTURE EDUCATION | | | | | | | | | | | | | | | | | | | | | | | | |
| Agric. Engineering and Mechanization | M | | | | | | | | | 1 | 2 | | | | | | | | | | | 3 | | |
| | F | | | | | | | | | 0 | 0 | | | | | | | | | | | 0 | | |
| | T | | | | | | | | | 1 | 2 | | | | | | | | | | | 3 | | |
| Agric. Economics and Extension | M | | | | | | | | | | | | | 0 | | | | | | | | 0 | | |
| | F | | | | | | | | | | | | | 1 | | | | | | | | 1 | | |
| | T | | | | | | | | | | | | | 1 | | | | | | | | 1 | | |
| Animal Science | M | 1 | | | 1 | | | | | 2 | 1 | | 1 | | | | | | | | | 6 | | |
| | F | 0 | | | 0 | | | | | 0 | 0 | | 0 | | | | | | | | | 0 | | |
| | T | 1 | | | 1 | | | | | 2 | 1 | | 1 | | | | | | | | | 6 | | |
| Crop/ Soil Science | M | | | | 1 | | | | | 2 | 1 | | 1 | 1 | | | | | | | | 6 | | |
| | F | | | | 0 | | | | | 1 | 0 | | 0 | 0 | | | | | | | | 1 | | |
| | T | | | | 1 | | | | | 3 | 1 | | 1 | 1 | | | | | | | | 7 | | |
| Interdisciplinary Studies | M | | | | | | | | | 2 | 1 | | 1 | 2 | | | | | | | | 6 | | |
| | F | | | | | | | | | 0 | 0 | | 0 | 0 | | | | | | | | 0 | | |
| | T | | | | | | | | | 2 | 1 | | 1 | 2 | | | | | | | | 6 | | |
| Sub-total (Agriculture Education) | M | 1 | | | 2 | | | | | 3 | 5 | 3 | 1 | 4 | 1 | | | | | | | 21 | | |
| | F | 0 | | | 0 | | | | | 1 | 0 | 0 | 0 | 1 | 0 | | | | | | | 2 | | |
| | T | 1 | | | 2 | | | | | 4 | 5 | 3 | 1 | 5 | 1 | | | | | | | 23 | | |
| SCIENCE AND ENVIRONMENT EDUCATION | | | | | | | | | | | | | | | | | | | | | | | | |
| Environmental Health and Sanitation Education | M | | | | | | | | | | | | 1 | 2 | | | | | | | | 3 | | |
| | F | | | | | | | | | | | | 1 | 0 | | | | | | | | 1 | | |
| | T | | | | | | | | | | | | 2 | 2 | | | | | | | | 4 | | |
| Science Education | M | | | | | | | | 1 | 3 | | | 1 | | | | | | | | | 5 | | |
| | F | | | | | | | | 0 | 0 | | | 0 | | | | | | | | | 0 | | |
| | T | | | | | | | | 1 | 3 | | | 1 | | | | | | | | | 5 | | |
| Sub-total (Science and Env't) | M | | | | | | | | 1 | 3 | | | 1 | 1 | 2 | | | | | | | 8 | | |
| | F | | | | | | | | 0 | 0 | | | 0 | 1 | 0 | | | | | | | 1 | | |
| | T | | | | | | | | 1 | 3 | | | 1 | 2 | 2 | | | | | | | 9 | | |

Table 18 (Con't)

| FACULTY/DEPARTMENT | SEX | PROFESSORS | | | | ASSOCIATE PROFESSORS | | | | SENIOR LECTURER | | | | LECTURER | | | | ASSISTANT LECTURER | | | TUTOR | | | GRAND TOTAL |
|--|-----|------------|---------|-----------------|--------|----------------------|---------|-----------------|--------|-----------------|---------|-----------------|--------|----------|---------|-----------------|--------|--------------------|-----------------|--------|-----------------|--------|----|-------------|
| | | PHD | M. Phil | MSc./M.A./M.Ed. | Others | PHD | M. Phil | MSc./M.A./M.Ed. | Others | PHD | M. Phil | MSc./M.A./M.Ed. | Others | PHD | M. Phil | MSc./M.A./M.Ed. | Others | M. Phil | MSc./M.A./M.Ed. | Others | MSc./M.A./M.Ed. | Others | | |
| FACULTY OF BUSINESS EDUCATION | | | | | | | | | | | | | | | | | | | | | | | | |
| Accounting Studies | M | | | | | | | | 1 | | 2 | | | 2 | 7 | | | 1 | | | | | 13 | |
| | F | | | | | | | | 0 | | 0 | | | 0 | 1 | | | 0 | | | | | 1 | |
| | T | | | | | | | | 1 | | 2 | | | 2 | 8 | | | 1 | | | | | 14 | |
| Management Studies | M | | | | | | | | | 1 | | | | 2 | 4 | | | 0 | | | | | 7 | |
| | F | | | | | | | | | 0 | | | | 2 | 1 | | | 1 | | | | | 4 | |
| | T | | | | | | | | | 1 | | | | 4 | 5 | | | 1 | | | | | 11 | |
| Sub-total (Business Education) | M | | | | | | | | 1 | 1 | 2 | | | 4 | 11 | | | 1 | | | | | 20 | |
| | F | | | | | | | | 0 | 0 | 0 | | | 2 | 2 | | | 1 | | | | | 5 | |
| | T | | | | | | | | 1 | 1 | 2 | | | 6 | 13 | | | 2 | | | | | 25 | |
| FACULTY OF EDUCATION AND COMM. SCIENCES | | | | | | | | | | | | | | | | | | | | | | | | |
| Interdisciplinary Studies | M | | | | | | 1 | | 2 | 1 | | | 3 | 6 | 1 | | 2 | | | | | | 16 | |
| | F | | | | | | 0 | | 0 | 0 | | | 0 | 2 | 0 | | 0 | | | | | | 2 | |
| | T | | | | | | 1 | | 2 | 1 | | | 3 | 8 | 1 | | 2 | | | | | | 18 | |
| Sub-total (Business Education) | M | | | | | | 1 | | 2 | 1 | | | 3 | 6 | 1 | | 2 | | | | | | 16 | |
| | F | | | | | | 0 | | 0 | 0 | | | 0 | 2 | 0 | | 0 | | | | | | 2 | |
| | T | | | | | | 1 | | 2 | 1 | | | 3 | 8 | 1 | | 2 | | | | | | 18 | |
| FACULTY OF TECHNICAL EDUCATION | | | | | | | | | | | | | | | | | | | | | | | | |
| Mechanical Technology Education | M | | | | | | | | | | 3 | | | | 1 | | | | | | | | 4 | |
| | F | | | | | | | | | | 1 | | | | 0 | | | | | | | | 1 | |
| | T | | | | | | | | | | 4 | | | | 1 | | | | | | | | 5 | |
| Electrical/Automotive Technology Education | M | | | | | 1 | | | | | 1 | | | 1 | 3 | | | | | | | | 6 | |
| | F | | | | | 0 | | | | | 0 | | | 0 | 0 | | | | | | | | 0 | |
| | T | | | | | 1 | | | | | 1 | | | 1 | 3 | | | | | | | | 6 | |
| Construction and Wood Technology Education | M | 1 | | | | 2 | | | 2 | 2 | | | 2 | 1 | 1 | | 0 | | | | | | 11 | |
| | F | 0 | | | | 0 | | | 0 | 0 | | | 0 | 1 | 0 | | 1 | | | | | | 2 | |
| | T | 1 | | | | 2 | | | 2 | 2 | | | 2 | 2 | 1 | | 1 | | | | | | 13 | |
| Information Technology Education | M | | | | | | | | | 1 | | | 2 | 1 | 4 | | 2 | 1 | | | | | 11 | |
| | F | | | | | | | | | 0 | | | 0 | 0 | 0 | | 0 | 0 | | | | | 0 | |
| | T | | | | | | | | | 1 | | | 2 | 1 | 4 | | 2 | 1 | | | | | 11 | |
| Sub-total (Technical Education) | M | 1 | | | | 2 | 1 | | 2 | 3 | 4 | | 4 | 3 | 9 | | 2 | 1 | | | | | 32 | |
| | F | 0 | | | | 0 | 0 | | 0 | 0 | 1 | | 0 | 1 | 0 | | 1 | 0 | | | | | 3 | |
| | T | 1 | | | | 2 | 1 | | 2 | 3 | 5 | | 4 | 4 | 9 | | 3 | 1 | | | | | 35 | |

Table 18 (Con't)

| FACULTY / DEPARTMENT | SEX | PROFESSORS | | | | ASSOCIATE PROFESSORS | | | | SENIOR LECTURER | | | | LECTURER | | | | ASSISTANT LECTURER | | | TUTOR | | GRAND TOTAL |
|---|----------|------------|---------|------------------|--------|----------------------|---------|------------------|----------|-----------------|----------|------------------|----------|-----------|----------|------------------|--------|--------------------|------------------|--------|------------------|--------|-------------|
| | | PHD | M. Phil | M.Sc./M.A./M.Ed. | Others | PHD | M. Phil | M.Sc./M.A./M.Ed. | Others | PHD | M. Phil | M.Sc./M.A./M.Ed. | Others | PHD | M. Phil | M.Sc./M.A./M.Ed. | Others | M. Phil | M.Sc./M.A./M.Ed. | Others | M.Sc./M.A./M.Ed. | Others | |
| FACULTY OF VOCATIONAL EDUCATION | | | | | | | | | | | | | | | | | | | | | | | |
| Fashion Design and Textiles Education | M | | | | | | | | | | | | 1 | | 1 | | | 1 | | | | | 3 |
| | F | | | | | | | | | | | | 0 | | 1 | | | 0 | | | | | 1 |
| | T | | | | | | | | | | | | 1 | | 2 | | | 1 | | | | | 4 |
| Hospitality and Tourism Education | M | | | | | | | | 0 | | | | 1 | 1 | 1 | | | | | | | | 3 |
| | F | | | | | | | | 1 | | | | 0 | 0 | 1 | | | | | | | | 2 |
| | T | | | | | | | | 1 | | | | 1 | 1 | 2 | | | | | | | | 5 |
| Sub-total (Vocational Education) | M | | | | | | | | 0 | | | | 2 | 1 | 2 | | | 1 | | | | | 6 |
| | F | | | | | | | | 1 | | | | 0 | 0 | 2 | | | 0 | | | | | 3 |
| | T | | | | | | | | 1 | | | | 2 | 1 | 4 | | | 1 | | | | | 9 |
| SCHOOL OF CREATIVE ARTS | | | | | | | | | | | | | | | | | | | | | | | |
| Art Education | M | | | | | | | | 0 | | 3 | | 3 | 1 | 4 | | | 2 | 0 | | | | 13 |
| | F | | | | | | | | 1 | | 0 | | 0 | 0 | 1 | | | 0 | 1 | | | | 3 |
| | T | | | | | | | | 1 | | 3 | | 3 | 1 | 5 | | | 2 | 1 | | | | 16 |
| Graphic Design | M | | | | | | | | 3 | | | | 1 | 2 | 3 | | | | | | | | 9 |
| | F | | | | | | | | 0 | | | | 0 | 0 | 0 | | | | | | | | 0 |
| | T | | | | | | | | 3 | | | | 1 | 2 | 3 | | | | | | | | 9 |
| Theater Art | M | | | | | | | | | 1 | 1 | | 1 | 1 | 0 | | | | 1 | | | | 5 |
| | F | | | | | | | | | 0 | 0 | | 1 | 0 | 1 | | | | 1 | | | | 3 |
| | T | | | | | | | | | 1 | 1 | | 2 | 1 | 1 | | | | 2 | | | | 8 |
| Music Education | M | | | | | 2 | | | 2 | 1 | 1 | | | 5 | | | | 2 | | | | | 13 |
| | F | | | | | 1 | | | 1 | 0 | 0 | | | 1 | | | | 0 | | | | | 3 |
| | T | | | | | 3 | | | 3 | 1 | 1 | | | 6 | | | | 2 | | | | | 16 |
| Sub-total (Creative Arts) | M | | | | | 2 | | | 5 | 2 | 5 | | 5 | 9 | 7 | | | 4 | 1 | | | | 40 |
| | F | | | | | 1 | | | 2 | 0 | 0 | | 1 | 1 | 2 | | | 0 | 2 | | | | 9 |
| | T | | | | | 3 | | | 7 | 2 | 5 | | 6 | 10 | 9 | | | 4 | 3 | | | | 49 |
| SOCIAL SCIENCES | | | | | | | | | | | | | | | | | | | | | | | |
| Business Education | M | | | | | | | | | | | | | 3 | 4 | 5 | | | | | | | 12 |
| | F | | | | | | | | | | | | | 0 | 1 | 1 | | | | | | | 2 |
| | T | | | | | | | | | | | | | 3 | 5 | 6 | | | | | | | 14 |
| Political Science | M | | | | | | | | 1 | | | | 2 | 4 | | | | | | | | | 7 |
| | F | | | | | | | | 0 | | | | 0 | 0 | | | | | | | | | 0 |
| | T | | | | | | | | 1 | | | | 2 | 4 | | | | | | | | | 7 |
| Geography Education | M | | | | | 1 | | | 2 | | | | 1 | 1 | 1 | | | | | | | | 6 |
| | F | | | | | 0 | | | 0 | | | | 2 | 0 | 0 | | | | | | | | 2 |
| | T | | | | | 1 | | | 2 | | | | 3 | 1 | 1 | | | | | | | | 8 |
| History Education | M | | | | | | | | | | | | 1 | 2 | 1 | | | 0 | | | | | 4 |
| | F | | | | | | | | | | | | 0 | 1 | 0 | | | 1 | | | | | 2 |
| | T | | | | | | | | | | | | 1 | 3 | 1 | | | 1 | | | | | 6 |

Table 18 (Con't)

| FACULTY/ DEPART- MENT | SEX | PROFESSORS | | | | ASSOCIATE PROFES- SORS | | | | SENIOR LECTURER | | | | LECTURER | | | | ASSISTANT LECTURER | | | TUTOR | | GRAND TOTAL |
|--|-----|----------------------------|---------|-------------------------|--------|---------------------------|---------|-------------------------|--------|-----------------|---------|-------------------------|--------|----------|---------|-------------------------|--------|-----------------------|-------------------------|--------|-------------------------|--------|----------------|
| | | PHD | M. Phil | M.Sc./ M.A/ M.Ed. | Others | PHD | M. Phil | M.Sc./ M.A/ M.Ed. | Others | PHD | M. Phil | M.Sc./ M.A/ M.Ed. | Others | PHD | M. Phil | M.Sc./ M.A/ M.Ed. | Others | M. Phil. | M.Sc./ M.A/ M.Ed. | Others | M.Sc./ M.A/ M.Ed. | Others | |
| | | Economics Education | M | | | | 1 | | | | 3 | | | | 1 | 3 | | | | | | | |
| | F | | | | 0 | | | | 0 | | | | 1 | 0 | | | | | | | | | 1 |
| | T | | | | 1 | | | | 3 | | | | 2 | 3 | | | | | | | | | 9 |
| Social Studies | M | 1 | | | | | | | 4 | 1 | | | 4 | 3 | | | | | | | | | 13 |
| | F | 0 | | | | | | | 1 | 0 | | | 0 | 0 | | | | | | | | | 1 |
| | T | 1 | | | | | | | 5 | 1 | | | 4 | 3 | | | | | | | | | 14 |
| Sub-total (Social Science) | M | 1 | | | 2 | | | | 10 | 1 | | | 12 | 17 | 7 | | 0 | | | | | | 50 |
| | F | 0 | | | 0 | | | | 1 | 0 | | | 3 | 2 | 1 | | 1 | | | | | | 8 |
| | T | 1 | | | 2 | | | | 11 | 1 | | | 15 | 19 | 8 | | 1 | | | | | | 58 |
| FOREIGN LANG. EDUCATION AND COMMUNICATION | | | | | | | | | | | | | | | | | | | | | | | |
| Applied Linguistics | M | | | | | | | | 2 | | | | 1 | 2 | | | | | | | | | 5 |
| | F | | | | | | | | 0 | | | | 1 | 1 | | | | | | | | | 2 |
| | T | | | | | | | | 2 | | | | 2 | 3 | | | | | | | | | 7 |
| English | M | | | | | 2 | | | 0 | 1 | 1 | | 0 | 5 | | | | | | | | | 9 |
| | F | | | | | 0 | | | 1 | 0 | 0 | | 2 | 4 | | | | | | | | | 7 |
| | T | | | | | 2 | | | 1 | 1 | 1 | | 2 | 9 | | | | | | | | | 16 |
| German Unit | M | | | | | | | | | | | | | 0 | | | | | | | | | 0 |
| | F | | | | | | | | | | | | | 1 | | | | | | | | | 1 |
| | T | | | | | | | | | | | | | 1 | | | | | | | | | 1 |
| French | M | | | | | 1 | | | 1 | | | | 1 | 3 | | | 2 | | | | | | 8 |
| | F | | | | | 0 | | | 0 | | | | 0 | 0 | | | 1 | | | | | | 1 |
| | T | | | | | 1 | | | 1 | | | | 1 | 3 | | | 3 | | | | | | 9 |
| Communication and Media Studies | M | | | | | | | | 1 | | | | | 3 | | | 1 | | | | | | 5 |
| | F | | | | | | | | 0 | | | | | 3 | | | 0 | | | | | | 3 |
| | T | | | | | | | | 1 | | | | | 6 | | | 1 | | | | | | 8 |
| Sub-total (Gha. Lang. Educ. & Comm.) | M | | | | 1 | 2 | | | 4 | 1 | 1 | | 2 | 13 | | | 3 | | | | | | 27 |
| | F | | | | 0 | 0 | | | 1 | 0 | 0 | | 3 | 9 | | | 1 | | | | | | 14 |
| | T | | | | 1 | 2 | | | 5 | 1 | 1 | | 5 | 22 | | | 4 | | | | | | 41 |
| GHANAIAN LAN- GUAGES EDUCATION | | | | | | | | | | | | | | | | | | | | | | | |
| Akan Nzema | M | | | | | | | | 1 | 1 | | | | 2 | | | 1 | | | | | | 5 |
| | F | | | | | | | | 0 | 0 | | | | 2 | | | 0 | | | | | | 2 |
| | T | | | | | | | | 1 | 1 | | | | 4 | | | 1 | | | | | | 7 |
| Ewe | M | | | | | | | | | | | | | 2 | | | | | | | | | 2 |
| | F | | | | | | | | | | | | | 1 | | | | | | | | | 1 |
| | T | | | | | | | | | | | | | 3 | | | | | | | | | 3 |
| Ga-Dangme | M | | | | | | | | 0 | | | | | 0 | 0 | | 2 | | | | | | 2 |
| | F | | | | | | | | 1 | | | | | 1 | 1 | | 0 | | | | | | 3 |
| | T | | | | | | | | 1 | | | | | 1 | 1 | | 2 | | | | | | 5 |
| Gur-Gonja | M | | | | | 1 | | | 1 | 3 | | | | 4 | | | 4 | 1 | | | | | 14 |
| | F | | | | | 0 | | | 0 | 0 | | | | 1 | | | 0 | 0 | | | | | 1 |
| | T | | | | | 1 | | | 1 | 3 | | | | 5 | | | 4 | 1 | | | | | 15 |
| Sub-total (Gha. Lang. Educ. & Comm.) | M | | | | 1 | | | | 2 | 4 | | | 0 | 8 | | | 7 | 1 | | | | | 23 |
| | F | | | | 0 | | | | 1 | 0 | | | 1 | 5 | | | 0 | 0 | | | | | 7 |
| | T | | | | 1 | | | | 3 | 4 | | | 1 | 13 | | | 7 | 1 | | | | | 30 |

Table 18 (Con't)

| FACULTY/ DEPARTMENT | SEX | PROFESSORS | | | | ASSOCIATE PROFESSORS | | | | SENIOR LECTURER | | | | LECTURER | | | | ASSISTANT LECTURER | | | TUTOR | | GRAND TOTAL |
|---|-----|------------|---------|--------------------|--------|----------------------|---------|--------------------|--------|-----------------|---------|--------------------|--------|----------|---------|--------------------|--------|--------------------|--------------------|--------|--------------------|--------|-------------|
| | | PHD | M. Phil | M.Sc./ M.A./ M.Ed. | Others | PHD | M. Phil | M.Sc./ M.A./ M.Ed. | Others | PHD | M. Phil | M.Sc./ M.A./ M.Ed. | Others | PHD | M. Phil | M.Sc./ M.A./ M.Ed. | Others | M. Phil. | M.Sc./ M.A./ M.Ed. | Others | M.Sc./ M.A./ M.Ed. | Others | |
| SCIENCE EDUCATION | | | | | | | | | | | | | | | | | | | | | | | |
| Home Economics Education | M | | | | | 1 | | | | | | | | | 0 | 1 | | 0 | | | | 5 | |
| | F | | | | | 2 | | | | | | | | | 0 | | | 1 | | | | 9 | |
| | T | | | | | 3 | | | | | | | | | 3 | | | 2 | | | | 14 | |
| Health, Physical Education, Recreation and Sports | M | | | | | 2 | | | | 1 | | 1 | | 1 | 2 | | | | | | | 7 | |
| | F | | | | | 0 | | | | 0 | | 0 | | 0 | 1 | | | | | | | 1 | |
| | T | | | | | 2 | | | | 1 | | 1 | | 1 | 3 | | | | | | | 8 | |
| Mathematics Education | M | | | | | 3 | | | | 4 | 3 | 1 | | | 2 | | | 1 | | | | 14 | |
| | F | | | | | 0 | | | | 0 | 0 | 0 | | | 0 | | | 0 | | | | 0 | |
| | T | | | | | 3 | | | | 4 | 3 | 1 | | | 2 | | | 1 | | | | 14 | |
| ICT Education | M | | | | | | | | | | | | | 1 | 3 | 5 | | | | | | 9 | |
| | F | | | | | | | | | | | | | 0 | 0 | 1 | | | | | | 1 | |
| | T | | | | | | | | | | | | | 1 | 3 | 6 | | | | | | 10 | |
| Health Administration and Education | M | | | | | 1 | | | | | | | | 2 | 0 | | | | | | | 3 | |
| | F | | | | | 0 | | | | | | | | 0 | 1 | | | | | | | 1 | |
| | T | | | | | 1 | | | | | | | | 2 | 1 | | | | | | | 4 | |
| Physics Education | M | | | | | 2 | | | | 2 | | | | | | | | 1 | | | | 5 | |
| | F | | | | | 0 | | | | 0 | | | | | | | | 0 | | | | 0 | |
| | T | | | | | 2 | | | | 2 | | | | | | | | 1 | | | | 5 | |
| Chemistry Education | M | | | | | 0 | | | | 2 | 2 | | | | 1 | | | | | | | 5 | |
| | F | | | | | 1 | | | | 0 | 0 | | | | 0 | | | | | | | 1 | |
| | T | | | | | 1 | | | | 2 | 2 | | | | 1 | | | | | | | 6 | |
| Biology Education | M | | | | | 1 | | | | 1 | 1 | | | | 1 | | | | | | | 4 | |
| | F | | | | | 0 | | | | 0 | 0 | | | | 1 | | | | | | | 1 | |
| | T | | | | | 1 | | | | 1 | 1 | | | | 2 | | | | | | | 5 | |
| Integrated Science Education | M | | | | | 1 | | | | 1 | | | | 1 | | | | 1 | | | | 4 | |
| | F | | | | | 0 | | | | 0 | | | | 0 | | | | 0 | | | | 0 | |
| | T | | | | | 1 | | | | 1 | | | | 1 | | | | 1 | | | | 4 | |
| Sub-total (Science Education) | M | | | | | 11 | | | | 11 | 9 | 2 | | 5 | 9 | 6 | | 3 | | | | 56 | |
| | F | | | | | 3 | | | | 0 | 0 | 0 | | 0 | 8 | 2 | | 1 | | | | 14 | |
| | T | | | | | 14 | | | | 11 | 9 | 2 | | 5 | 17 | 8 | | 4 | | | | 70 | |
| EDUCATIONAL STUDIES | | | | | | | | | | | | | | | | | | | | | | | |
| Basic Education | M | | | | | 1 | | | | 1 | 3 | 2 | | | 2 | | | 1 | | | | 10 | |
| | F | | | | | 0 | | | | 0 | 3 | 0 | | | 1 | | | 1 | | | | 5 | |
| | T | | | | | 1 | | | | 1 | 6 | 2 | | | 3 | | | 2 | | | | 15 | |
| Early Childhood Education | M | | | | | | | | | 1 | 1 | 0 | | 1 | 1 | | | | | | | 4 | |
| | F | | | | | | | | | 0 | 1 | 2 | | 0 | 1 | | | | | | | 4 | |
| | T | | | | | | | | | 1 | 2 | 2 | | 1 | 2 | | | | | | | 8 | |
| Psychology and Education | M | | | | | | | | | 1 | 7 | 1 | | 1 | 4 | | | 1 | | | | 15 | |
| | F | | | | | | | | | 0 | 0 | 1 | | 1 | 1 | | | 1 | | | | 4 | |
| | T | | | | | | | | | 1 | 7 | 2 | | 2 | 5 | | | 2 | | | | 19 | |
| Educational Administration and Management | M | | | | | 1 | | | | 2 | | | | 2 | | | | | | | | 6 | |
| | F | | | | | 0 | | | | 0 | | | | 0 | | | | | | | | 0 | |
| | T | | | | | 1 | | | | 2 | | | | 2 | | | | | | | | 6 | |
| Special Education | M | | | | | 2 | | | | 4 | 3 | | | | 2 | 0 | | | 1 | | | 12 | |
| | F | | | | | 0 | | | | 0 | 0 | | | | 1 | 1 | | | 0 | | | 2 | |
| | T | | | | | 2 | | | | 4 | 3 | | | | 3 | 1 | | | 1 | | | 14 | |
| Sub-total (Special Education) | M | | | | | 2 | | | | 15 | 8 | 2 | | 4 | 9 | 0 | | 2 | 1 | | | 47 | |
| | F | | | | | 0 | | | | 0 | 5 | 2 | | 1 | 4 | 1 | | 2 | 0 | | | 15 | |
| | T | | | | | 2 | | | | 15 | 13 | 4 | | 5 | 13 | 1 | | 4 | 1 | | | 62 | |

Table 18 (Con't)

| FACULTY / DEPARTMENT | SEX | PROFESSORS | | | | ASSOCIATE PROFESSORS | | | | SENIOR LECTURER | | | | LECTURER | | | | ASSISTANT LECTURER | | | TUTOR | | GRAND TOTAL |
|---------------------------------|-----|------------|---------|------------------|--------|----------------------|---------|------------------|--------|-----------------|---------|------------------|--------|----------|---------|------------------|--------|--------------------|------------------|--------|------------------|--------|-------------|
| | | PHD | M. Phil | M.Sc./M.A./M.Ed. | Others | PHD | M. Phil | M.Sc./M.A./M.Ed. | Others | PHD | M. Phil | M.Sc./M.A./M.Ed. | Others | PHD | M. Phil | M.Sc./M.A./M.Ed. | Others | M. Phil. | M.Sc./M.A./M.Ed. | Others | M.Sc./M.A./M.Ed. | Others | |
| CENTRES AND DIRECTORATES | | | | | | | | | | | | | | | | | | | | | | | |
| IERIS | M | 2 | | | | | | | 3 | | | | 1 | 1 | 2 | | | | | | 9 | | |
| | F | 0 | | | | | | | 0 | | | | 0 | 1 | 0 | | | | | | 1 | | |
| | T | 2 | | | | | | | 3 | | | | 1 | 2 | 2 | | | | | | 10 | | |
| Counselling Centre | M | | | | | | | | | | | | | 1 | | | | | | | 1 | | |
| | F | | | | | | | | | | | | | 0 | | | | | | | 0 | | |
| | T | | | | | | | | | | | | | 1 | | | | | | | 1 | | |
| IEDE | M | | | | | 2 | | | 0 | | | | | 4 | | | | | | | 6 | | |
| | F | | | | | 1 | | | 2 | | | | | 1 | | | | | | | 4 | | |
| | T | | | | | 3 | | | 2 | | | | | 5 | | | | | | | 10 | | |
| African Studies | M | | | | | | | | 0 | | | | 1 | 2 | | | | | | | 3 | | |
| | F | | | | | | | | 1 | | | | 0 | 0 | | | | | | | 1 | | |
| | T | | | | | | | | 1 | | | | 1 | 2 | | | | | | | 4 | | |
| Sub-total (Special Education) | M | 2 | | | | 2 | | | 3 | 0 | | | 2 | 8 | 2 | | | | | | 19 | | |
| | F | 0 | | | | 1 | | | 1 | 2 | | | 0 | 2 | 0 | | | | | | 6 | | |
| | T | 2 | | | | 3 | | | 4 | 2 | | | 2 | 10 | 2 | | | | | | 25 | | |
| GRAND TOTAL | M | 8 | | | | 25 | 3 | 2 | 59 | 38 | 19 | 1 | 41 | 92 | 48 | | 24 | 5 | | | 365 | | |
| | F | 0 | | | | 5 | 0 | 0 | 8 | 7 | 3 | 0 | 9 | 38 | 10 | | 6 | 3 | | | 89 | | |
| | T | 8 | | | | 30 | 3 | 2 | 67 | 45 | 22 | 1 | 50 | 130 | 58 | | 30 | 8 | | | 454 | | |

FIGURE 13: ACADEMIC STAFF PYRAMID, 2016/2017

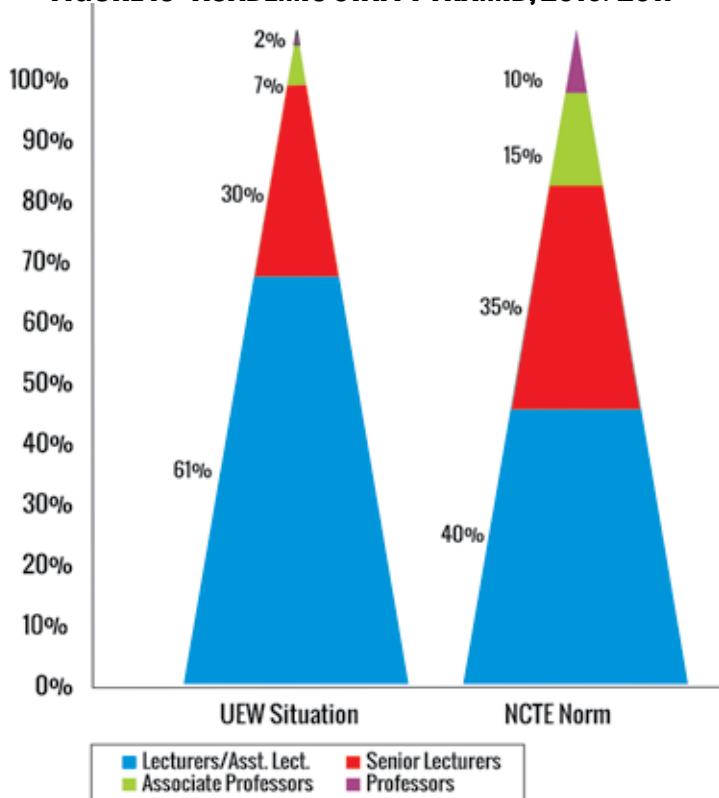


Table 1 (Con't)

TABLE 19: NON-TEACHING STAFF BY SEX, TEACHING DEPARTMENTS AND FACULTY, 2016/2017

| FACULTY/DEPARTMENT | SENIOR MEMBERS | | | | | | SENIOR STAFF | | | | | | JUNIOR STAFF | | | | | | GRAND TOTAL | | |
|---|----------------|----------|----------|---------------|----------|----------|--------------|----------|----------|---------------|----------|-----------|--------------|----------|----------|---------------|----------|----------|-------------|-----------|-----------|
| | TECHNICAL | | | NON-TECHNICAL | | | TECHNICAL | | | NON-TECHNICAL | | | TECHNICAL | | | NON-TECHNICAL | | | | | |
| | | | | | | | | | | | | | | | | | | | F | T | |
| AGRICULTURE EDUCATION | | | | | | | | | | | | | | | | | | | | | |
| Dean's Office | | | | 0 | 1 | 1 | 0 | 1 | 1 | 4 | 4 | 8 | 0 | 2 | 2 | | | | 4 | 8 | 12 |
| Animal Science | | | | | | | 3 | 1 | 4 | 1 | 0 | 1 | 1 | 1 | 2 | 2 | 0 | 2 | 7 | 2 | 9 |
| Crop/Soil Science | | | | | | | 2 | 0 | 2 | | | | 1 | 0 | 1 | 1 | 0 | 1 | 4 | 0 | 4 |
| Agric. Mechanization | | | | | | | | | | 0 | 1 | 1 | 1 | 1 | 2 | | | | 1 | 2 | 3 |
| Sub-Total | | | | 0 | 1 | 1 | 5 | 2 | 7 | 5 | 5 | 10 | 3 | 4 | 7 | 3 | 0 | 3 | 16 | 12 | 28 |
| SCIENCE AND ENVIRONMENT EDUCATION | | | | | | | | | | | | | | | | | | | | | |
| Science Education | | | | | | | 2 | 0 | 2 | 0 | 1 | 1 | | | | 0 | 4 | 4 | 2 | 5 | 7 |
| Environmental Health and Sanitation Education | | | | 1 | 0 | 1 | | | | 0 | 1 | 1 | | | | | | | 1 | 1 | 2 |
| Sub-Total | | | | 1 | 0 | 1 | 2 | 0 | 2 | 0 | 2 | 2 | | | | 0 | 4 | 4 | 3 | 6 | 9 |
| BUSINESS EDUCATION | | | | | | | | | | | | | | | | | | | | | |
| Dean's Office | | | | 1 | 0 | 1 | | | | | | | | | | | | | 1 | 0 | 1 |
| Accounting Studies Education | | | | | | | | | | 1 | 0 | 1 | | | | | | | 1 | 0 | 1 |
| Management Studies Education | 1 | 1 | 2 | 0 | 1 | 1 | | | | 0 | 6 | 6 | | | | | | | 1 | 8 | 9 |
| Interdisciplinary Studies | | | | 0 | 1 | 1 | | | | 0 | 2 | 2 | | | | | | | 0 | 3 | 3 |
| Sub-Total | 1 | 1 | 2 | 1 | 2 | 3 | | | | 1 | 8 | 9 | | | | 0 | 0 | 0 | 3 | 11 | 14 |
| EDUCATION AND COMMUNICATION SCIENCES | | | | | | | | | | | | | | | | | | | | | |
| Educational Leadership | | | | | | | | | | 0 | 1 | 1 | | | | | | | 0 | 1 | 1 |
| Languages | | | | | | | | | | 0 | 1 | 1 | | | | | | | 0 | 1 | 1 |
| Interdisciplinary Studies | | | | 1 | 0 | 1 | | | | 0 | 2 | 2 | | | | | | | 1 | 2 | 3 |
| Sub-Total | | | | 1 | 0 | 1 | | | | 0 | 4 | 4 | | | | | | | 1 | 4 | 5 |
| VOCATIONAL EDUCATION | | | | | | | | | | | | | | | | | | | | | |
| Dean's Office | | | | 0 | 1 | 1 | | | | | | | | | | | | | 0 | 1 | 1 |
| Fashion Design and Textiles Education | | | | | | | | | | 0 | 1 | 1 | | | | | | | 0 | 1 | 1 |
| Hospitality and Tourism Education | | | | | | | | | | 0 | 1 | 1 | | | | | | | 0 | 1 | 1 |
| TOTAL | | | | 0 | 1 | 1 | | | | 0 | 2 | 2 | | | | | | | 0 | 3 | 3 |
| TECHNICAL EDUCATION | | | | | | | | | | | | | | | | | | | | | |
| Dean's Office | | | | 0 | 1 | 1 | | | | | | | | | | 1 | 1 | 2 | 1 | 2 | 3 |
| Construction and Wood Technology Education | | | | | | | 1 | 0 | 1 | 1 | 1 | 2 | | | | | | | 2 | 1 | 3 |
| Information Technology | | | | 0 | 2 | 2 | 3 | 1 | 4 | 3 | 0 | 3 | | | | 2 | 1 | 3 | 8 | 4 | 12 |
| Sub-Total | | | | 0 | 3 | 3 | 4 | 1 | 5 | 4 | 1 | 5 | | | | 3 | 2 | 5 | 11 | 7 | 18 |

Table 19 (Con't)

| FACULTY/DEPARTMENT | SENIOR MEMBERS | | | | | | SENIOR STAFF | | | | | | JUNIOR STAFF | | | | | | GRAND TOTAL | | | | | |
|--|----------------|---|---------------|---|---|---|--------------|---|---------------|---|----|----|--------------|---|---------------|---|---|----|-------------|----|----|---|---|---|
| | TECHNICAL | | NON-TECHNICAL | | | | TECHNICAL | | NON-TECHNICAL | | | | TECHNICAL | | NON-TECHNICAL | | | | | | | | | |
| | | | | | | | | | | | | | | | | | | | | | | | | |
| CREATIVE ARTS | | | | | | | | | | | | | | | | | | | | | | | | |
| Dean's Office | | | 0 | 1 | 1 | | | | | | | | | | | | | | 1 | 0 | 1 | 1 | 2 | 3 |
| Art Education | | | | | | 2 | 1 | 3 | 1 | 0 | 1 | 1 | 1 | 2 | 2 | 0 | 2 | 6 | 2 | 8 | | | | |
| Graphic Design | | | | | | | | | 0 | 1 | 1 | | | | | | | 0 | 1 | 1 | | | | |
| Theatre Art | | | | | | | | | | | | 1 | 0 | 1 | | | | 1 | 0 | 1 | | | | |
| Music Education | | | | | | 1 | 0 | 1 | 0 | 1 | 1 | 1 | 0 | 1 | 3 | 1 | 4 | 5 | 2 | 7 | | | | |
| Sub-Total | | | 0 | 1 | 1 | 3 | 1 | 4 | 1 | 3 | 4 | 3 | 1 | 4 | 6 | 1 | 7 | 13 | 7 | 20 | | | | |
| SCHOOL OF BUSINESS | | | | | | | | | | | | | | | | | | | | | | | | |
| Business (all departments) | | | 0 | 1 | 1 | | | | 0 | 2 | 2 | | | | 0 | 1 | 1 | 0 | 4 | 4 | | | | |
| Sub-Total | | | 0 | 1 | 1 | | | | 0 | 2 | 2 | | | | 0 | 1 | 1 | 0 | 4 | 4 | | | | |
| SOCIAL SCIENCES | | | | | | | | | | | | | | | | | | | | | | | | |
| Dean's Office | | | 0 | 1 | 1 | | | | 0 | 2 | 2 | | | | 0 | 1 | 1 | 0 | 4 | 4 | | | | |
| Social Studies | | | | | | | | | 0 | 2 | 2 | | | | 1 | 1 | 2 | 1 | 3 | 4 | | | | |
| Economics Education | | | | | | | | | 0 | 2 | 2 | | | | | | | 0 | 2 | 2 | | | | |
| History Education | | | | | | | | | 1 | 0 | 1 | | | | | | | 1 | 0 | 1 | | | | |
| Political Science Education | | | | | | | | | 0 | 1 | 1 | | | | | | | 0 | 1 | 1 | | | | |
| Geography Education | | | | | | | | | 1 | 0 | 1 | | | | | | | 1 | 0 | 1 | | | | |
| Centre for Conflicts, Human Rights and Peace Studies | | | | | | | | | 0 | 1 | 1 | | | | | | | 0 | 1 | 1 | | | | |
| Sub-Total | | | 0 | 1 | 1 | | | | 2 | 8 | 10 | | | | 1 | 2 | 3 | 3 | 11 | 14 | | | | |
| FOREIGN LANGUAGES EDUCATION AND COMMUNICATION | | | | | | | | | | | | | | | | | | | | | | | | |
| Dean's Office | | | 1 | 0 | 1 | | | | | | | 0 | 1 | 1 | 1 | 1 | 2 | 2 | 2 | 4 | | | | |
| Applied Linguistics | | | | | | | | | | | | 0 | 1 | 1 | | | | 0 | 1 | 1 | | | | |
| English Language Education | | | | | | | | | 0 | 1 | 1 | | | | 0 | 1 | 1 | 0 | 2 | 2 | | | | |
| French Language Education | | | | | | | | | 1 | 0 | 1 | | | | 0 | 1 | 1 | 1 | 1 | 2 | | | | |
| Communication and Media Studies | | | | | | | | | 0 | 1 | 1 | | | | 0 | 1 | 1 | 0 | 2 | 2 | | | | |
| Sub-Total | | | 1 | 0 | 1 | | | | 1 | 2 | 3 | 0 | 2 | 2 | 1 | 4 | 5 | 3 | 8 | 11 | | | | |
| GHANAIAN LANGUAGES EDUCATION | | | | | | | | | | | | | | | | | | | | | | | | |
| Dean's Office | | | | | | | | | | | | 1 | 0 | 1 | 0 | 2 | 2 | 1 | 2 | 3 | | | | |
| Akan-Nzema Education | | | | | | | | | 1 | 0 | 1 | | | | | | | 1 | 0 | 1 | | | | |
| Ewe Education | | | | | | | | | 0 | 1 | 1 | | | | | | | 0 | 1 | 1 | | | | |
| Gur-Gonja Education | | | | | | | | | 0 | 1 | 1 | | | | | | | 0 | 1 | 1 | | | | |
| Sub-Total | | | | | | | | | 1 | 2 | 3 | 1 | 0 | 1 | 0 | 2 | 2 | 2 | 4 | 6 | | | | |
| SCIENCE | | | | | | | | | | | | | | | | | | | | | | | | |
| Science Education | | | | | | 3 | 0 | 3 | 0 | 4 | 4 | | | | 1 | 0 | 1 | 4 | 4 | 8 | | | | |
| Mathematics Education | | | | | | | | | | | | | | | 1 | 0 | 1 | 1 | 0 | 1 | | | | |
| Home Economics Education | | | | | | | | | 3 | 2 | 5 | 0 | 1 | 1 | 2 | 7 | 9 | 5 | 10 | 15 | | | | |
| Integrated Science | | | | | | 1 | 0 | 1 | 0 | 1 | 1 | | | | | | | 1 | 1 | 2 | | | | |
| Chemistry Education | | | | | | 1 | 0 | 1 | 0 | 2 | 2 | | | | | | | 1 | 2 | 3 | | | | |
| Biology Education | | | | | | 1 | 0 | 1 | 0 | 1 | 1 | | | | | | | 1 | 1 | 2 | | | | |
| HPERS | | | | | | | | | 1 | 1 | 2 | | | | 0 | 1 | 1 | 1 | 2 | 3 | | | | |
| ICT | 2 | 0 | 2 | | | | 3 | 0 | 3 | 1 | 0 | 1 | 1 | 0 | 1 | | | | 7 | 0 | 7 | | | |
| Sub-Total | 2 | 0 | 2 | | | | 9 | 0 | 9 | 5 | 11 | 16 | 1 | 1 | 2 | 4 | 8 | 12 | 21 | 20 | 41 | | | |

Table 19 (Con't)

| FACULTY/DEPARTMENT | SENIOR MEMBERS | | | | | | SENIOR STAFF | | | | | | JUNIOR STAFF | | | | | | GRAND TOTAL | | | | | |
|---|----------------|----------|----------|---------------|-----------|-----------|--------------|----------|-----------|---------------|-----------|------------|--------------|-----------|-----------|---------------|-----------|-----------|-------------|------------|------------|---|---|----|
| | TECHNICAL | | | NON-TECHNICAL | | | TECHNICAL | | | NON-TECHNICAL | | | TECHNICAL | | | NON-TECHNICAL | | | | | | | | |
| | M | F | T | M | F | T | M | F | T | M | F | T | M | F | T | M | F | T | M | F | T | | | |
| EDUCATIONAL STUDIES | | | | | | | | | | | | | | | | | | | | | | | | |
| Dean's Office | | | | 1 | 0 | 1 | | | | | | | 2 | 4 | 6 | 0 | 2 | 2 | 2 | 3 | 5 | 5 | 9 | 14 |
| Basic Education | | | | | | | | | | | | | | | | | | | | | | 0 | 0 | 0 |
| Early Childhood Education | | | | | | | | | | | | | | | | | | | | | | 0 | 0 | 0 |
| Psychology & Education | | | | | | | | | | | | | | | | | | | | | | 0 | 0 | 0 |
| Special Education | | | | | | | 4 | 1 | 5 | | | | | | | 1 | 1 | 2 | 2 | 1 | 3 | 7 | 3 | 10 |
| Educational Administration and Management | | | | | | | | | | | | | | | | | | | 0 | 1 | 1 | 0 | 1 | 1 |
| Sub-Total | | | | 1 | 0 | 1 | 4 | 1 | 5 | 2 | 4 | 6 | 1 | 3 | 4 | 4 | 5 | 9 | 12 | 13 | 25 | | | |
| SCHOOLS, INSTITUTES AND CENTRES | | | | | | | | | | | | | | | | | | | | | | | | |
| IERIS | 1 | 0 | 1 | 1 | 0 | 1 | | | | 1 | 1 | 2 | 0 | 1 | 1 | | | | | | | 3 | 2 | 5 |
| IDeL | | | | 3 | 3 | 6 | | | | 13 | 13 | 26 | 0 | 1 | 1 | 6 | 0 | 6 | 22 | 17 | 39 | | | |
| ITECPD | | | | | | | 1 | 0 | 1 | 1 | 2 | 3 | 0 | 1 | 1 | 3 | 0 | 3 | 5 | 3 | 8 | | | |
| Basic School/HIV-AIDS Unit | | | | | | | | | | | | | | | | 0 | 1 | 1 | 0 | 1 | 1 | | | |
| Counselling Centre | | | | | | | | | | | | | | | | | | | 0 | 0 | 0 | | | |
| School of Graduate Studies | | | | 1 | 1 | 2 | | | | 0 | 2 | 2 | 0 | 1 | 1 | 0 | 1 | 1 | 1 | 5 | 6 | | | |
| Educational Resource Centre | | | | | | | 1 | 0 | 1 | | | | 3 | 0 | 3 | | | | 4 | 0 | 4 | | | |
| Centre for Inter Universities Doctorial Studies | | | | | | | | | | 1 | 0 | 1 | | | | | | | 1 | 0 | 1 | | | |
| Centre for International Programmes | | | | | | | | | | 1 | 0 | 1 | | | | | | | 1 | 0 | 1 | | | |
| African and Liberal Studies | | | | | 1 | 1 | | | | | | | | | | 0 | 1 | 1 | 0 | 2 | 2 | | | |
| Sub-Total | 1 | 0 | 1 | 5 | 5 | 10 | 2 | 0 | 2 | 17 | 18 | 35 | 3 | 4 | 7 | 9 | 3 | 12 | 37 | 30 | 67 | | | |
| GRAND TOTAL | 4 | 1 | 5 | 10 | 15 | 25 | 29 | 5 | 34 | 39 | 72 | 111 | 12 | 15 | 27 | 31 | 32 | 63 | 125 | 140 | 265 | | | |

TABLE 20 : NON-TEACHING STAFF BY GENDER, CENTRAL ADMINISTRATION AND SUPPORT UNITS, 2016/2017

A. WINNEBA CAMPUS

| CENTRAL ADMINISTRATION DEPARTMENTS | SENIOR MEMBERS | | | | | | SENIOR STAFF | | | | | | JUNIOR STAFF | | | | | | GRAND TOTAL | | |
|--|----------------|----------|-----------|---------------|-----------|-----------|--------------|-----------|------------|---------------|-----------|------------|--------------|-----------|------------|---------------|-----------|------------|-------------|------------|------------|
| | TECHNICAL | | | NON-TECHNICAL | | | TECHNICAL | | | NON-TECHNICAL | | | TECHNICAL | | | NON-TECHNICAL | | | | | |
| | M | F | T | M | F | T | M | F | T | M | F | T | M | F | T | M | F | T | M | F | T |
| Division of Academic Affairs | 3 | 1 | 4 | 3 | 1 | 4 | 1 | 0 | 1 | 5 | 6 | 11 | 0 | 1 | 1 | 2 | 0 | 2 | 14 | 9 | 23 |
| University Clinic | 2 | 1 | 3 | | | | 6 | 4 | 10 | 1 | 0 | 1 | 0 | 3 | 3 | 1 | 2 | 3 | 10 | 10 | 20 |
| Works and Physical Development | 3 | 0 | 3 | | | | 7 | 0 | 7 | 0 | 1 | 1 | 4 | 0 | 4 | | | | 14 | 1 | 15 |
| Estate Section | 1 | 0 | 1 | | | | 0 | 1 | 1 | 1 | 0 | 1 | 22 | 22 | 44 | | | | 24 | 23 | 47 |
| F.M. Station | | | | | | | 1 | 0 | 1 | 1 | 1 | 2 | 1 | 0 | 1 | | | | 3 | 1 | 4 |
| Farms | | | | | | | | | | 2 | 0 | 2 | | | | 4 | 1 | 5 | 6 | 1 | 7 |
| Finance Office | 11 | 1 | 12 | 1 | 0 | 1 | 39 | 19 | 58 | 1 | 5 | 6 | 1 | 2 | 3 | 3 | 2 | 5 | 56 | 29 | 85 |
| Division of Operations | | | | 2 | 0 | 2 | | | | 0 | 1 | 1 | | | | 0 | 3 | 3 | 2 | 4 | 6 |
| Grounds/Gardening | | | | | | | 1 | 0 | 1 | | | | | | | 19 | 3 | 22 | 20 | 3 | 23 |
| Halls | | | | 1 | 2 | 3 | | | | 23 | 11 | 34 | | | | 31 | 26 | 57 | 55 | 39 | 94 |
| Externally Funded Projects Office | | | | 1 | 0 | 1 | | | | 0 | 2 | 2 | | | | 1 | 0 | 1 | 2 | 2 | 4 |
| Health/Sanitation | | | | | | | | | | 2 | 0 | 2 | | | | 79 | 0 | 79 | 81 | 0 | 81 |
| ICT Services Directorate | 1 | 0 | 1 | | | | 7 | 0 | 7 | 1 | 1 | 2 | 6 | 0 | 6 | | | | 15 | 1 | 16 |
| Internal Audit | 2 | 1 | 3 | | | | 9 | 3 | 12 | 2 | 1 | 3 | | | | 1 | 0 | 1 | 14 | 5 | 19 |
| International Relations Office/IRPAD | | | | 1 | 0 | 1 | | | | 1 | 3 | 4 | | | | 3 | 0 | 3 | 5 | 3 | 8 |
| Library | 3 | 3 | 6 | | | | 15 | 4 | 19 | 2 | 3 | 5 | | | | 12 | 16 | 28 | 32 | 26 | 58 |
| Maintenance | | | | | | | 6 | 0 | 6 | | | | 14 | 0 | 14 | | | | 20 | 0 | 20 |
| Printing Press | | | | | | | | | | 1 | 0 | 1 | | | | 1 | 2 | 3 | 2 | 2 | 4 |
| Office for Institutional Advancement | | | | 2 | 0 | 2 | | | | 0 | 1 | 1 | | | | 0 | 1 | 1 | 2 | 2 | 4 |
| Division of Human Resource | | | | 3 | 3 | 6 | | | | 6 | 6 | 12 | 0 | 2 | 2 | 3 | 1 | 4 | 12 | 12 | 24 |
| Planning Unit | 1 | 0 | 1 | 1 | 0 | 1 | 1 | 0 | 1 | 1 | 2 | 3 | | | | 0 | 1 | 1 | 4 | 3 | 7 |
| Quality Assurance Directorate | 1 | 0 | 1 | | | | | | | 0 | 1 | 1 | | | | | | | 1 | 1 | 2 |
| Pro VC's Office | | | | 0 | 1 | 1 | | | | 1 | 0 | 1 | | | | 0 | 1 | 1 | 1 | 2 | 3 |
| Division of Publications and Communication | 1 | 0 | 1 | 3 | 1 | 4 | 2 | 0 | 2 | 0 | 1 | 1 | 0 | 1 | 1 | 4 | 0 | 4 | 10 | 3 | 13 |
| Registrar's Office | | | | 2 | 2 | 4 | | | | 0 | 2 | 2 | 1 | 1 | 2 | 1 | 0 | 1 | 4 | 5 | 9 |
| Security | | | | 2 | 0 | 2 | 7 | 0 | 7 | 9 | 1 | 10 | 2 | 0 | 2 | 80 | 6 | 86 | 100 | 7 | 107 |
| Semsa Club House | | | | | | | | | | | | | | | | 0 | 1 | 1 | 0 | 1 | 1 |
| Student Affairs | | | | 1 | 0 | 1 | | | | 2 | 1 | 3 | 0 | 1 | 1 | | | | 3 | 2 | 5 |
| Transport Section | | | | | | | 9 | 0 | 9 | 1 | 0 | 1 | 33 | 0 | 33 | | | | 43 | 0 | 43 |
| Vice Chancellor's Office | | | | 1 | 0 | 1 | | | | 0 | 1 | 1 | | | | 1 | 0 | 1 | 2 | 1 | 3 |
| Procurement Unit | 0 | 1 | 1 | | | | 1 | 0 | 1 | 7 | 3 | 10 | | | | | | | 8 | 4 | 12 |
| Gender Directorate | | | | 0 | 2 | 2 | | | | 0 | 1 | 1 | | | | | | | 0 | 3 | 3 |
| Records Office | | | | 1 | 0 | 1 | | | | | | | | | | | | | 3 | 0 | 3 |
| Amalgamated Sports Office | | | | | | | 1 | 0 | 1 | 1 | 0 | 1 | 1 | 0 | 1 | 1 | 0 | 1 | 4 | 0 | 4 |
| TOTAL | 29 | 8 | 37 | 25 | 12 | 37 | 113 | 31 | 144 | 71 | 55 | 126 | 85 | 33 | 118 | 249 | 66 | 315 | 572 | 205 | 777 |

Table 20 (Con't)

B. KUMASI CAMPUS

| CENTRAL ADMINISTRATION DEPARTMENTS | SENIOR MEMBERS | | | | | | SENIOR STAFF | | | | | | JUNIOR STAFF | | | | | | GRAND TOTAL | | |
|------------------------------------|----------------|----------|-----------|---------------|----------|-----------|--------------|-----------|-----------|---------------|-----------|-----------|--------------|----------|-----------|---------------|-----------|------------|-------------|-----------|------------|
| | TECHNICAL | | | NON-TECHNICAL | | | TECHNICAL | | | NON-TECHNICAL | | | TECHNICAL | | | NON-TECHNICAL | | | | | |
| | M | F | T | M | F | T | M | F | T | M | F | T | M | F | T | M | F | T | M | F | T |
| Division of Academic Affairs | 1 | 0 | 1 | 3 | 1 | 4 | 2 | 0 | 2 | 2 | 2 | 4 | | | | 0 | 1 | 1 | 8 | 4 | 12 |
| Clinic | 1 | 0 | 1 | | | | 2 | 1 | 3 | 0 | 1 | 1 | | | | 1 | 0 | 1 | 4 | 2 | 6 |
| Works and Physical Development | 1 | 0 | 1 | | | | 2 | 1 | 3 | | | | 2 | 0 | 2 | 1 | 0 | 1 | 6 | 1 | 7 |
| Estate Section | 1 | 0 | 1 | | | | 2 | 1 | 3 | 0 | 1 | 1 | | | | 15 | 4 | 19 | 18 | 6 | 24 |
| F.M. Station | | | | 1 | 0 | 1 | | | | 0 | 1 | 1 | 1 | 0 | 1 | | | | 2 | 1 | 3 |
| Finance Office | 2 | 1 | 3 | | | | 10 | 7 | 17 | 0 | 4 | 4 | | | | 1 | 1 | 2 | 13 | 13 | 26 |
| Procurement Unit | 2 | 0 | 2 | | | | 1 | 0 | 1 | | | | | | | 0 | 1 | 1 | 3 | 1 | 4 |
| Grounds/Gardening Halls | | | | | | | | | | | | 0 | 1 | 0 | 1 | 12 | 0 | 12 | 13 | 0 | 13 |
| Health/Sanitation | | | | | | | | | | 6 | 3 | 9 | | | | 16 | 6 | 22 | 22 | 9 | 31 |
| ICT Centre | | | | | | | 3 | 0 | 3 | | | | 1 | 0 | 1 | | | | 4 | 0 | 4 |
| Internal Audit | 1 | 0 | 1 | | | | 4 | 2 | 6 | | | | | | | | | | 5 | 2 | 7 |
| Library | 2 | 0 | 2 | | | | 2 | 3 | 5 | 1 | 1 | 2 | | | | 5 | 5 | 10 | 10 | 9 | 19 |
| Maintenance | | | | | | | | | | | | | 6 | 0 | 6 | 5 | 0 | 5 | 11 | 0 | 11 |
| Division of Human Resource | | | | 0 | 1 | 1 | | | | 2 | 3 | 5 | | | | | | | 2 | 4 | 6 |
| Principal's Office | | | | 1 | 0 | 1 | | | | | | | | | | 1 | 0 | 1 | 2 | 0 | 2 |
| University Relations Office | | | | 0 | 1 | 1 | | | | | | | | | | 1 | 0 | 1 | 1 | 1 | 2 |
| Registrar's Office | | | | 1 | 2 | 3 | | | | 0 | 9 | 9 | | | | 3 | 1 | 4 | 4 | 12 | 16 |
| Security | | | | | | | 1 | 0 | 1 | 1 | 0 | 1 | | | | 34 | 5 | 39 | 36 | 5 | 41 |
| Transport Section | 1 | 0 | 1 | | | | 3 | 0 | 3 | | | | | | | 18 | 0 | 18 | 22 | 0 | 22 |
| Counselling Centre | | | | | | | | | | 0 | 1 | 1 | | | | | | | 0 | 1 | 1 |
| Quality Assurance | | | | | | | | | | 0 | 1 | 1 | | | | | | | 0 | 1 | 1 |
| Amalgamated Sports Office | | | | | | | 1 | 0 | 1 | | | | | | | | | | 1 | 0 | 1 |
| TOTAL | 12 | 1 | 13 | 6 | 5 | 11 | 33 | 15 | 48 | 12 | 27 | 39 | 11 | 0 | 11 | 127 | 25 | 152 | 201 | 73 | 274 |

C. ASHANTI-MAMPONG CAMPUS

| CENTRAL ADMINISTRATION DEPARTMENTS | SENIOR MEMBERS | | | | | | SENIOR STAFF | | | | | | JUNIOR STAFF | | | | | | GRAND TOTAL | | |
|------------------------------------|----------------|---|---|---------------|---|---|--------------|---|---|---------------|---|---|--------------|---|---|---------------|---|---|-------------|---|----|
| | TECHNICAL | | | NON-TECHNICAL | | | TECHNICAL | | | NON-TECHNICAL | | | TECHNICAL | | | NON-TECHNICAL | | | | | |
| | M | F | T | M | F | T | M | F | T | M | F | T | M | F | T | M | F | T | M | F | T |
| Development and Works Directorate | | | | | | | 2 | 0 | 2 | | | | | | | | | | 2 | 0 | 2 |
| Estate Section | | | | | | | 2 | 1 | 3 | | | | | | | 0 | 4 | 4 | 2 | 5 | 7 |
| Farms | | | | | | | | | | | | | | | | 8 | 0 | 8 | 8 | 0 | 8 |
| Finance Office | 1 | 0 | 1 | | | | 4 | 2 | 6 | 1 | 1 | 2 | | | | | | | 6 | 3 | 9 |
| Grounds/Gardening Halls | | | | | | | | | | 3 | 3 | 6 | | | | 4 | 1 | 5 | 7 | 4 | 11 |
| Health/Sanitation | | | | | | | | | | | | | | | | 6 | 0 | 6 | 6 | 0 | 6 |
| Internal Audit | 1 | 0 | 1 | | | | 1 | 0 | 1 | | | | | | | | | | 2 | 0 | 2 |
| Library | 1 | 0 | 1 | | | | 1 | 1 | 2 | | | | | | | 2 | 1 | 3 | 4 | 2 | 6 |

Table 20 (Con't)

| | | | | | | | | | | | | | | | | | | | | | | | | | | |
|--------------------|----------|----------|----------|----------|----------|----------|-----------|----------|-----------|----------|----------|-----------|----------|----------|----------|-----------|-----------|-----------|-----------|-----------|------------|----|----|----|----|----|
| Maintenance | | | | | | | | | | | | | 6 | 0 | 6 | | | | | 6 | 0 | 6 | | | | |
| Principal's Office | | | | | | | | | 0 | 1 | 1 | | | | | | | | | 1 | 0 | 1 | 1 | 1 | 2 | |
| Registrar's Office | 1 | 0 | 1 | 5 | 1 | 6 | 1 | 0 | 1 | 1 | 3 | 4 | | | | | | | | | 0 | 2 | 2 | 8 | 6 | 14 |
| Security | | | | | | | 2 | 0 | 2 | | | | | | | | | | | 29 | 3 | 32 | 31 | 3 | 34 | |
| Students' Affairs | | | | | | | | | | | | | | | | | | | | | | | | | | |
| Transport Section | | | | | | | 3 | 0 | 3 | 1 | 0 | 1 | | | | | | | | | 7 | 0 | 7 | 11 | 0 | 11 |
| Procurement | | | | | | | 1 | 0 | 1 | | | | | | | | | | | | | | | 1 | 0 | 1 |
| ICT | | | | | | | | | | | | | 0 | 1 | 1 | | | | | | | | | 0 | 1 | 1 |
| TOTAL | 4 | 0 | 4 | 5 | 1 | 6 | 17 | 4 | 21 | 6 | 8 | 14 | 6 | 1 | 7 | 57 | 11 | 68 | 95 | 25 | 120 | | | | | |

D. AJUMAKO CAMPUS

| CENTRAL ADMINISTRATION DEPARTMENTS | SENIOR MEMBERS | | | | | | SENIOR STAFF | | | | | | JUNIOR STAFF | | | | | | GRAND TOTAL | | | | | | | |
|------------------------------------|----------------|----------|----------|---------------|----------|----------|--------------|----------|----------|---------------|----------|-----------|--------------|----------|----------|---------------|-----------|-----------|-------------|-----------|-----------|--|----|---|----|---|
| | TECHNICAL | | | NON-TECHNICAL | | | TECHNICAL | | | NON-TECHNICAL | | | TECHNICAL | | | NON-TECHNICAL | | | | | | | | | | |
| | M | F | T | M | F | T | M | F | T | M | F | T | M | F | T | M | F | T | M | F | T | | | | | |
| Clinic | | | | | | | 1 | 0 | 1 | | | | | | | | | | | | | | 1 | 0 | 1 | |
| Development and Works Directorate | | | | | | | 1 | 0 | 1 | | | | | | | 3 | 0 | 3 | 3 | 0 | 3 | | | 7 | 0 | 7 |
| Estate Section | 1 | 0 | 1 | | | | | | | | | | | | | | | 2 | 5 | 7 | | | 3 | 5 | 8 | |
| Finance Office | 1 | 0 | 1 | | | | 2 | 0 | 2 | 1 | 1 | 2 | | | | | | | | | | | 4 | 1 | 5 | |
| Grounds/Gardening | | | | | | | | | | | | | | | | | | | | | | | 0 | 0 | 0 | |
| Halls | | | | | | | | | | 4 | 1 | 5 | | | | | | 6 | 3 | 9 | | | 10 | 4 | 14 | |
| Internal Audit | | | | | | | 1 | 0 | 1 | 1 | 0 | 1 | | | | | | | | | | | 2 | 0 | 2 | |
| Library | | | | | | | 1 | 1 | 2 | | | | | | | | | 2 | 2 | 4 | | | 3 | 3 | 6 | |
| Maintenance | | | | | | | 1 | 0 | 1 | | | | | | 4 | 0 | 4 | 4 | 0 | 4 | | | 9 | 0 | 9 | |
| Division of Human Resource/ICT | | | | | | | | | | | | | | | 1 | 0 | 1 | | | | | | 1 | 0 | 1 | |
| Registrar's Office | | | | 3 | 1 | 4 | | | | | 0 | 5 | 5 | | | | | 4 | 2 | 6 | | | 7 | 8 | 15 | |
| Security | | | | | | | | | | 1 | 0 | 1 | | | | | | 15 | 1 | 16 | | | 16 | 1 | 17 | |
| Transport Section | | | | | | | | | | | | | | | 1 | 0 | 1 | | | | | | 1 | 0 | 1 | |
| Procurement Unit | 1 | 0 | 1 | | | | | | | | | | | | | | | | | | | | 1 | 0 | 1 | |
| TOTAL | 3 | 0 | 3 | 3 | 1 | 4 | 7 | 1 | 8 | 7 | 7 | 14 | 9 | 0 | 9 | 36 | 13 | 49 | 65 | 22 | 87 | | | | | |

TABLE 21: FINANCIAL STATUS OF INSTITUTION

| NO | SOURCES OF REVENUE | PREVIOUS YEAR'S ACTUALS, 2016 | PROJECTION FOR ENSUING YEAR, 2017 | REMARKS |
|--------------|---|-------------------------------|-----------------------------------|---------|
| | | GHS | GHS | |
| 1 | Government Subvention | 95,424,753.42 | 145,221,870.24 | |
| 2 | Total Fees collected (Student Fees) | | | |
| | (a) Full-time students | 55,694,498.21 | 65,783,395.80 | |
| | (b) Distance education students | 33,961,034.65 | 44,957,329.76 | |
| | (c) Sandwich students | 14,179,186.61 | 17,381,906.26 | |
| 3 | Internally Generated Fund (Non-Student Fees) | 34,730,287.20 | 33,188,752.91 | |
| 4 | Endowment Fund (Included in total fees collected) | - | - | - |
| 5 | Grants from GETFund & Other Gov't Agencies | 3,804,708.86 | 8,022,847.56 | |
| 6 | Other Grants/Donations | 3,456,706.70 | 700,000.00 | |
| TOTAL | | 241,251,175.65 | 315,256,102.53 | |

TABLE 22: STATUS REPORT ON ON-GOING PROJECT AS AT JULY 31, 2017

A. WINNEBA CAMPUS

| S/N | PROJECT PARTICULARS | | | | PROJECT COST INFORMATION | | PROJECT SCHEDULES | |
|-----|---|---|-------------------------------------|----------------------------------|--------------------------|----------------------------|---------------------|------------------------------|
| | PROJECT NAME | DESCRIPTION | CONTRACTOR | FUNDING SOURCE | CONTRACT SUM IN GHC | AMOUNT PAID TO DATE IN GHC | CONTRACT AWARD DATE | PROJECTED DATE OF COMPLETION |
| 1A | Construction of Faculty of Educational Studies Block (Builders Work). | This is a 3-Storey Block aimed at providing offices and Lecture halls for the Faculty of Educational Studies. | Donajos Company Limited. | GETFund | | | | |
| | | | | | 1,644,185.20 | 4,044,240.01 | Dec, 2008 | July, 2014 |
| 1B | Construction of Faculty of Educational Studies Block (Electrical Installation). | Ditto | Tropical Developers Limited | GETFund | | | | |
| | | | | | 1,087,822.51 | 1,087,822.51 | March, 2012 | July, 2014 |
| 1C | Construction of Faculty of Educational Studies Block (Air-Condition Ventilation Installation). | Ditto | Home Appliance Technik | GETFund | | | | |
| | | | | | 281,360.86 | 487,138.46 | June, 2012 | July, 2014 |
| 1D | Construction of Faculty of Educational Studies Block (Plumbing and Fire Fighting Installation). | Ditto | Donajos Company Limited | GETFund | | | | |
| | | | | | 595,964.06 | 595,964.06 | April, 2014 | July, 2014 |
| 2 | Construction of 4-Storey 8-Unit 3- bedroom Block of Flat at North Campus | This is a 3-Storey Flat aimed at increasing Staff Housing | Norcon Limited | Internally Generated Funds (IGF) | 445,700.76 | 68,262.89 | June, 2012 | March, 2014 |
| 3 | Construction of Fence Wall and Security Post | Fencing of the entire North Campus | Kingdwosco Enterprise Limited | Internally Generated Funds (IGF) | 1,295,955.70 | 1,259,429.29 | April, 2015 | October, 2015 |
| 4 | Construction Finance Officers Duty Post | 5-Bedroom Storey Building with 2-Bedroom out house providing befitting residence for the Finance Officer | Anointed Pillars Associates Limited | Internally Generated Funds (IGF) | | | | |
| | | | | | 1,131,197.42 | 1,069,429.29 | Dec, 2015 | June, 2016 |
| 5 | Construction Registrar's Duty Post | 5-Bedroom Storey Building with 2-Bedroom out house providing befitting residence for the Registrar's | Jonacom Company Limited | Internally Generated Funds (IGF) | | | | |
| | | | | | 1,186,178.70 | 937,725.78 | Dec, 2015 | June, 2016 |
| 6 | Construction of 5-Storey 3-Bedroom Block of 10 Flats | To provide 10-Unit 3-Bedroom Staff housing. | Anointed Pillars Associates Limited | Internally Generated Funds (IGF) | 5,731,860.51 | 1,557,562.73 | Dec, 2015 | Sept, 2017 |
| 7 | Construction of Lecture Block | This is a proposed 5-Storey Block aimed at providing offices and lecture halls | Paa Badu Construction limited | GETFund | | | | |
| | | | | | 3,271,415.81 | 8,454,769.99 | Dec, 2010 | Dec, 2014 |

Table 22 (Con't)

B. ASHANTI MAMPONG CAMPUS

| S/N | PROJECT PARTICULARS | | | PROJECT INFORMATION | | | PROJECT SCHEDULE'S | |
|-----|---|--|----------------------------|----------------------------------|---------------------|----------------------------|---------------------|------------------------------|
| | PROJECT NAME | DESCRIPTION | CONTRACTOR | FUNDING SOURCE | CONTRACT SUM IN GHC | AMOUNT PAID TO DATE IN GHC | CONTRACT AWARD DATE | PROJECTED DATE OF COMPLETION |
| 1 | Construction of Library & Resource Centre And Library | This is a 2-Storey Block consisting of Auditorium, Reading area and cataloguing room | Ziggurat Investment | GETFund | 944,551.40 | 619,224.74 | Nov, 2010 | June, 2013 |
| 2 | Construction of 3-Storey Lecture Hall Extension | This is a 3-Storey Block aimed at providing lecture rooms for the college | Ziggurat Investment | Internally Generated Funds (IGF) | 432,455.21 | 731,137.24 | Dec, 2012 | Sept, 2014 |
| 3 | Renovation of Old Dormitory Block for Clinic | This is a single storey structure remodeled for us as campus clinic | Bonah Construction Limited | Internally Generated Funds (IGF) | 201,132.74 | 176,741.91 | May, 2014 | Nov, 2014 |

C. KUMASI CAMPUS

| S/N | PROJECT PARTICULARS | | | PROJECT INFORMATION | | | PROJECT SCHEDULES | |
|-----|--|-------------|-----------------------------------|---------------------|---------------------|----------------------------|---------------------|------------------------------|
| | PROJECT NAME | DESCRIPTION | CONTRACTOR | FUNDING SOURCE | CONTRACT SUM IN GHC | AMOUNT PAID TO DATE IN GHC | CONTRACT AWARD DATE | PROJECTED DATE OF COMPLETION |
| 1 | Construction of Various Facilities (COVET) | | Attachy Construction Limited | IGF | | | | |
| 2 | Refurbishment and Extension of Clinic | | Kingdwosco Ent. Ltd. | IGF | 274,169.62 | 210,278.98 | March, 2016 | July, 2016 |
| 3 | Construction of 500m Fence Wall | | IVAG Construction Limited | IGF | 309,080.80 | 222,725.11 | March, 2016 | June, 2016 |
| 4 | Renovation of Opoku Ware II Hall | | Gold Fingers Construction Limited | IGF | 837,515.20 | 242,227.13 | Sept, 2016 | Jan, 2017 |
| 5 | Rehabilitation of Central Car Park | | King-Kay Company Limited. | IGF | 720,421.95 | 354,442.14 | Oct, 2016 | Feb, 2017 |
| 6 | Construction of Car Park and access road for Home Economics Block and New Auditorium | | Shalicom Limited | IGF | 478,777.50 | 225,848.87 | Sept, 2016 | |
| 7 | Sealing of Surrounding of Faculty Block | | Sparks SM Ghana Limited | IGF | 931,474.71 | 147,650.70 | Oct, 2016 | April, 2017 |
| 8 | Refurbishment of Administration Block | | Amonu Bonsu Co. Limited | IGF | 750,353.93 | 78,177.11 | Oct, 2016 | Mar, 2017 |
| 9 | Renovation of Cafeteria Block | | AFON Company Limited. | IGF | 117,172.13 | 12,201.89 | Sept, 2016 | Sept, 2017 |
| 10 | Construction of Basic School | | C-Deck Limited | IGF | 4,569,951.73 | 375,661.80 | Dec, 2016 | Dec, 2017 |

Table 22 (Con't)

D. AJUMAKO CAMPUS

| S/N | PROJECT PARTICULARS | | | PROJECT INFORMATION | | | PROJECT SCHEUDLES | |
|-----|---|--|--------------------------------|---------------------|---------------------|----------------------------|---------------------|------------------------------|
| | PROJECT NAME | DESCRIPTION | CONTRACTOR | FUNDING SOURCE | CONTRACT SUM IN GHC | AMOUNT PAID TO DATE IN GHC | CONTRACT AWARD DATE | PROJECTED DATE OF COMPLETION |
| 1A | Construction of Faculty Block | This is a 3-Storey Block aimed at providing offices and lecture halls for selected departments | Loris Trading Company Limited. | | | | | |
| | | | | GETFund | 4,597,11.92 | 2,987,655.37 | Aug, 2011 | Dec, 2015 |
| 1B | Construction of Faculty Block (Electrical Installation) | Ditto | Sokus and Sons Limited | | | | | |
| | | | | GETFund | 1,617,024.36 | - | Feb, 2016 | Feb, 2017 |
| 1C | Construction of Faculty Block (Air-condition & Ventilation Installations) | Ditto | - | - | - | - | - | - |
| 1D | Construction of Faculty Block (Plumbing and Fire Installations) | Ditto above | Loris Trading Company Limited | GETFund | 264,495.10 | - | June, 2016 | Sept, 2016 |

E. IEDE PROJECTS

| S/N | PROJECT PARTICULARS | | | PROJECT INFORMATION | | | PROJECT SCHEUDLES | |
|-----|--|--|---------------------------------|----------------------------------|---------------------|----------------------------|---------------------|------------------------------|
| | PROJECT NAME | DESCRIPTION | CONTRACTOR | FUNDING SOURCE | CONTRACT SUM IN GHC | AMOUNT PAID TO DATE IN GHC | CONTRACT AWARD DATE | PROJECTED DATE OF COMPLETION |
| 1 | Construction of 3-Storey Building in Kumasi | A 3-Storey Block provide offices and lecture halls, internet café; library and ancillary facilities. | Anointed Star Construction Ltd. | Internally Generated Funds (IGF) | | | | |
| | | | | | 2,900,652.61 | 3,761,639.17 | Aug, 2016 | Dec, 2016 |
| 2 | Construction of 2-Storey Building in Koforidua-Kukurantumi | A 2-Storey Block provide offices and lecture halls, internet café; library and ancillary facilities. | Midonar Limited | Internally Generated Funds (IGF) | | | | |
| | | | | | 1,830,307.83 | 998,158.90 | June, 2013 | Dec, 2016 |
| 3 | Construction of 3-Storey Building at Techiman-Tadieso | A 3-Storey Block provide offices and lecture halls, internet café; library and ancillary facilities. | Ali & Sons Limited | Internally Generated Funds (IGF) | 2,749,935.68 | 3,427,353.53 | Aug, 2012 | Dec, 2016 |
| 4 | Construction of 3-Storey Building in Cape Coast | Ditto above | Micsat Limited | Internally Generated Funds (IGF) | 2,601,602.79 | 3,467,265.30 | Feb, 2013 | Dec, 2016 |

TABLE 23: FACILITIES AT THE LIBRARY (AS AT JULY 31, 2016)

A. WINNEBA CAMPUS

| SERVICE | QUANTITY (AS AT JULY 31, 2016) | QUANTITY AS AT JULY 31, 2017 | AVAILABLE AS AT JULY 31, 2017 | ACCESSIBILITY | HOURS PER WEEK | REMARKS |
|-------------------|--------------------------------|------------------------------|-------------------------------|-----------------------|----------------|---------|
| Books | 118,466 | 833 | 121,744 | University and Public | All year round | |
| Serials Titles | 806 | 833 | 832 | University and Public | All year round | |
| Journals Titles | 488 | 514 | 514 | University and Public | All year round | |
| Online Journals | 38,000 | 38,000 | 38,000 | University and Public | All year round | |
| Online Database | 38 | 38 | 38 | University and Public | All year round | |
| Photocopier | 1 | 1 | 1 | University and Public | All year round | |
| Internet | 107 | 107 | 107 | University and Public | All year round | |
| Catalogue Cabinet | 41 | 41 | 41 | University and Public | All year round | |
| WINNOPAC | | | | | | |

B. KUMASI CAMPUS

| SERVICE | QUANTITY (AS AT JULY 31, 2016) | QUANTITY AS AT JULY 31, 2017 | AVAILABLE AS AT JULY 31, 2017 | ACCESSIBILITY | HOURS PER WEEK | REMARKS |
|-------------------|--------------------------------|------------------------------|-------------------------------|-----------------------|----------------|---------|
| Books | 21,949 | 21,526 | 15,887 | University and Public | 80 | |
| Serial Titles | 255 | 256 | 256 | University and Public | 80 | |
| Journals Titles | 122 | 122 | 122 | University and Public | 80 | |
| Online Journals | 38,000 | 38,000 | 38,000 | University and Public | 80 | |
| Online Database | 36 | 36 | 36 | University and Public | 80 | |
| Photocopier | - | - | - | University and Public | 80 | |
| Internet | 41 | 41 | 32 | University and Public | 80 | |
| Catalogue cabinet | 1 | 1 | 1 | University and Public | 80 | |
| WINNOPAC | | | | | | |

C. MAMPONG-ASHANTI CAMPUS

| SERVICE | QUANTITY (AS AT JULY 31, 2016) | QUANTITY AS AT JULY 31, 2017 | AVAILABLE AS AT JULY 31, 2017 | ACCESSIBILITY | HOURS PER WEEK | REMARKS |
|-------------------|--------------------------------|------------------------------|-------------------------------|-----------------------|----------------|---------|
| Books | 9,419 | 9,602 | 9,602 | University and Public | 84 | |
| Serials Titles | 101 | 108 | 108 | University and Public | 84 | |
| Journals Titles | 42 | 43 | 43 | University and Public | 84 | |
| Online Journals | 38,000 | 38,000 | 38,000 | University and Public | 168 | |
| Online Database | 39 | 39 | 39 | University and Public | 168 | |
| Photocopier | 1 | 1 | 1 | University and Public | 84 | |
| Internet | 3 | 7 | 8 | University and Public | 84 | |
| Catalogue Cabinet | 1 | 1 | 1 | University and Public | 84 | |
| WINNOPAC | - | - | - | University and Public | - | |

Table 23 (Con't)

D. AJUMAKO CAMPUS

| SERVICE | QUANTITY (AS AT JULY 31, 2016) | QUANTITY AS AT JULY 31, 2017 | AVAILABLE AS AT JULY 31, 2017 | ACCESSIBILITY | HOURS PER WEEK | REMARKS |
|--------------------------|--------------------------------|------------------------------|-------------------------------|-----------------------|----------------|---------|
| Books | 2,502 | 2,694 | 2,694 | University and Public | | |
| Serial Titles | 11 | 11 | 11 | University and Public | 84 | |
| Journals Titles | 68 | 68 | 68 | University and Public | 84 | |
| Online Journals | 38,000 | 38,000 | 38,000 | University and Public | 168 | 24/7 |
| Online Database | 36 | 36 | 36 | University and Public | 168 | 24/7 |
| Photocopier | 1 | 1 | 1 | University and Public | 84 | |
| Internet | 6 | 6 | 6 | University and Public | 168 | 24/7 |
| Catalogue Cabinet | - | - | - | University and Public | - | - |
| WINNOPAC | - | - | - | University and Public | - | - |

E. IEDE STUDY CENTRE - WINNEBA

| SERVICE | QUANTITY (AS AT JULY 31, 2016) | QUANTITY AS AT JULY 31, 2017 | AVAILABLE AS AT JULY 31, 2017 | ACCESSIBILITY | HOURS PER WEEK | REMARKS |
|--------------------------|--------------------------------|------------------------------|-------------------------------|------------------------------|----------------|---------|
| Books | 3,753 | 4,338 | 4,338 | University and Public | | |
| Serial Titles | - | - | - | | | |
| Journals Titles | - | - | - | | | |
| Online Journals | 38,000 | 38,000 | 38,000 | University and Public | | |
| Online Database | | | | | | |
| Photocopier | 1 | 1 | 1 | University and Public | | |
| Internet | - | - | - | | | |
| Catalogue Cabinet | - | - | - | | | |
| WINNOPAC | | | | | | |

UNIVERSITY OF EDUCATION, WINNEBA
PLANNING UNIT
P. O. BOX 25, WINNEBA,
TEL.: 0202041152

DESIGNED BY THE DEPT. OF PUBLISHING AND WEB DEVELOPMENT, UEW